



Customer Service
PO Box 11813
Harrisburg, PA 17108-1813

ACCOUNT STATEMENT

For the Month Ending

March 31, 2021

SAN BERNARDINO COUNTY

Client Management Team

Kenneth Schiebel, CFA

Managing Director
213 Market Street
Harrisburg, PA 17101-2141
717-232-2723
schiebelk@pfm.com

Danny A. Nelson

Senior Managing Consultant
50 South 6th Street, Suite 2250
Minneapolis, MN 55402
612-371-3747
nelsond@pfm.com

Contents

Cover/Disclosures
Summary Statement
Individual Accounts

Accounts included in Statement

76990800 SAN BERNARDINO COUNTY

SAN BERNARDINO COUNTY
PARTH BHATT
268 WEST HOSPITALITY LANE
FIRST FLOOR
SAN BERNARDINO, CA 92415-0360

Online Access www.pfm.com

Customer Service 1-717-232-2723

**Important Disclosures****Important Disclosures**

This statement is for general information purposes only and is not intended to provide specific advice or recommendations. PFM Asset Management LLC ("PFM") is an investment advisor registered with the Securities and Exchange Commission, and is required to maintain a written disclosure statement of our background and business experience. If you would like to receive a copy of our current disclosure statement, please contact Service Operations at the address below.

Proxy Voting PFM does not normally receive proxies to vote on behalf of its clients. However, it does on occasion receive consent requests. In the event a consent request is received the portfolio manager contacts the client and then proceeds according to their instructions. PFM's Proxy Voting Policy is available upon request by contacting Service Operations at the address below.

Questions About an Account PFM's monthly statement is intended to detail our investment advisory activity as well as the activity of any accounts held by clients in pools that are managed by PFM. The custodian bank maintains the control of assets and executes (i.e., settles) all investment transactions. The custodian statement is the official record of security and cash holdings and transactions. PFM recognizes that clients may use these reports to facilitate record keeping and that the custodian bank statement and the PFM statement should be reconciled and differences resolved. Many custodians use a settlement date basis which may result in the need to reconcile due to a timing difference.

Account Control PFM does not have the authority to withdraw funds from or deposit funds to the custodian. Our clients retain responsibility for their internal accounting policies; implementing and enforcing internal controls and generating ledger entries or otherwise recording transactions.

Market Value Generally, PFM's market prices are derived from closing bid prices as of the last business day of the month as supplied by Refinitiv or Bloomberg. Where prices are not available from generally recognized sources the securities are priced using a yield-based matrix system to arrive at an estimated market value. Prices that fall between data points are interpolated. Non-negotiable FDIC-insured bank certificates of deposit are priced at par. Although PFM believes the prices to be reliable, the values of the securities do not always represent the prices at which the securities could have been bought or sold. Explanation of the valuation methods for a registered investment company, local government investment program, or TERM funds is contained in the appropriate fund offering documentation or information statement.

Amortized Cost The original cost of the principal of the security is adjusted for the amount of the periodic reduction of any discount or premium from the purchase date until the date of the report. Discount or premium with respect to short term securities (those with less than one year to maturity at time of issuance) is amortized on a straightline basis. Such discount or premium with respect to longer term securities is amortized using the constant yield basis.

Tax Reporting Cost data and realized gains / losses are provided for informational purposes only. Please review for accuracy and consult your tax advisor to determine the tax consequences of your security transactions. PFM does not report such information to the IRS or other taxing authorities and is not responsible for the accuracy of such information that may be required to be reported to federal, state or other taxing authorities.

Financial Situation In order to better serve you, PFM should be promptly notified of any material change in your investment objective or financial situation.

Callable Securities Securities subject to redemption prior to maturity may be redeemed in whole or in part before maturity, which could affect the yield represented.

Portfolio The securities in this portfolio, including shares of mutual funds, are not guaranteed or otherwise protected by PFM, the FDIC (except for certain non-negotiable certificates of deposit) or any government agency. Investment in securities involves risks, including the possible loss of the amount invested. Actual settlement values, accrued interest, and amortized cost amounts may vary for securities subject to an adjustable interest rate or subject to principal paydowns. Any changes to the values shown may be reflected within the next monthly statement's beginning values.

Rating Information provided for ratings is based upon a good faith inquiry of selected sources, but its accuracy and completeness cannot be guaranteed.

Shares of some money market and TERM funds are marketed through representatives of PFM's wholly owned subsidiary, PFM Fund Distributors, Inc. PFM Fund Distributors, Inc. is registered with the SEC as a broker/dealer and is a member of the Financial Industry Regulatory Authority ("FINRA") and the Municipal Securities Rulemaking Board ("MSRB"). You may reach the FINRA by calling the FINRA Regulator Public Disclosure Hotline at 1-888-289-9999 or at the FINRA Regulation Internet website address www.nasd.com. A brochure describing the FINRA Regulation Public Disclosure Program is also available from the FINRA upon request.

Key Terms and Definitions

Dividends on money market funds consist of interest earned, plus any discount ratably amortized to the date of maturity, plus all realized gains and losses on the sale of securities prior to maturity, less ratable amortization of any premium and all accrued expenses to the fund. Dividends are accrued daily and may be paid either monthly or quarterly. The monthly earnings on this statement represent the estimated dividend accrued for the month for any program that distributes earnings on a quarterly basis. There is no guarantee that the estimated amount will be paid on the actual distribution date.

Current Yield is the net change, exclusive of capital changes and income other than investment income, in the value of a hypothetical fund account with a balance of one share over the seven-day base period including the statement date, expressed as a percentage of the value of one share (normally \$1.00 per share) at the beginning of the seven-day period. This resulting net change in account value is then annualized by multiplying it by

365 and dividing the result by 7. The yields quoted should not be considered a representation of the yield of the fund in the future, since the yield is not fixed. **Average maturity** represents the average maturity of all securities and investments of a portfolio, determined by multiplying the par or principal value of each security or investment by its maturity (days or years), summing the products, and dividing the sum by the total principal value of the portfolio. The stated maturity date of mortgage backed or callable securities are used in this statement. However the actual maturity of these securities could vary depending on the level or prepayments on the underlying mortgages or whether a callable security has or is still able to be called.

Monthly distribution yield represents the net change in the value of one share (normally \$1.00 per share) resulting from all dividends declared during the month by a fund expressed as a percentage of the value of one share at the beginning of the month. This resulting net change is then annualized by multiplying it by 365 and dividing it by the number of calendar days in the month. **YTM at Cost** The yield to maturity at cost is the expected rate of return, based on the original cost, the annual interest receipts, maturity value and the time period from purchase date to maturity, stated as a percentage, on an annualized basis.

YTM at Market The yield to maturity at market is the rate of return, based on the current market value, the annual interest receipts, maturity value and the time period remaining until maturity, stated as a percentage, on an annualized basis. **Managed Account** A portfolio of investments managed discretely by PFM according to the client's specific investment policy and requirements. The investments are directly owned by the client and held by the client's custodian. **Unsettled Trade** A trade which has been executed however the final consummation of the security transaction and payment has not yet taken place.

Please review the detail pages of this statement carefully. If you think your statement is wrong, missing account information, or if you need more information about a transaction, please contact PFM within 60 days of receipt. If you have other concerns or questions regarding your account you should contact a member of your client management team or PFM Service Operations at the address below.

PFM Asset Management LLC
Attn: Service Operations
213 Market Street
Harrisburg, PA 17101



Account Statement

For the Month Ending **March 31, 2021**

Consolidated Summary Statement

SAN BERNARDINO COUNTY

Portfolio Summary

Portfolio Holdings	Cash Dividends and Income	Closing Market Value
PFM Managed Account	5,777,931.01	9,287,339,624.60
Cash Balance	0.00	224,529,917.69
Total	\$5,777,931.01	\$9,511,869,542.29

Investment Allocation

Investment Type	Closing Market Value	Percent
Asset-Backed Security	149,788,513.32	1.57
Bank Note	45,576,285.00	0.48
Certificate of Deposit	1,909,843,329.79	20.08
Commercial Paper	1,998,884,975.00	21.02
Corporate Note	148,710,568.20	1.56
Federal Agency Collateralized Mortgage Obligatio	124,028,263.21	1.30
Federal Agency Bond / Note	2,807,107,000.08	29.52
Federally Insured Cash Account	25,000,000.00	0.26
Joint Powers Authority	120,000,000.00	1.26
Money Market Mutual Fund	2,000,000.00	0.02
NOW Account	83,000,000.00	0.87
Supra-National Agency Bond / Note	279,267,880.00	2.94
U.S. Treasury Bond / Note	1,594,132,810.00	16.76
Cash Balance	224,529,917.69	2.36
Total	\$9,511,869,542.29	100.00%



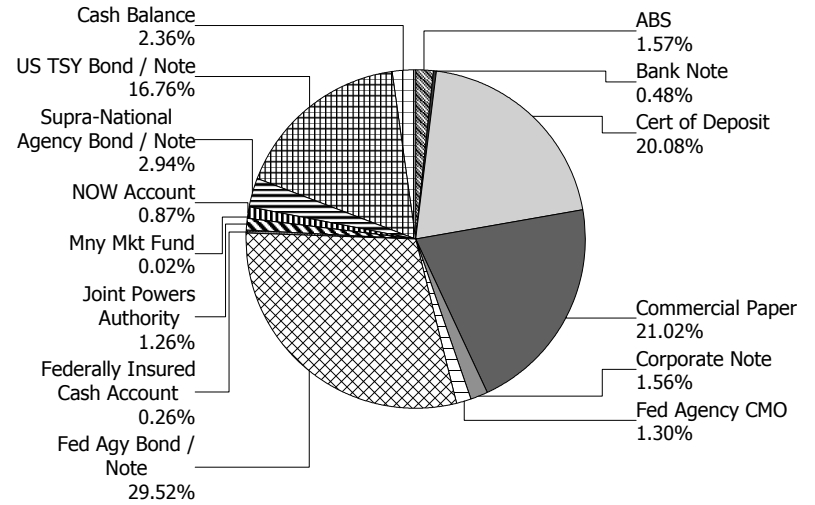
Consolidated Summary Statement

SAN BERNARDINO COUNTY

Maturity Distribution (Fixed Income Holdings)

Sector Allocation

Portfolio Holdings	Closing Market Value	Percent
Under 30 days	854,598,967.69	8.98
31 to 60 days	850,262,957.20	8.94
61 to 90 days	452,791,868.90	4.76
91 to 180 days	1,915,722,134.66	20.14
181 days to 1 year	1,272,376,751.26	13.38
1 to 2 years	1,148,797,771.54	12.08
2 to 3 years	1,564,416,573.26	16.45
3 to 4 years	1,061,691,817.51	11.16
4 to 5 years	391,210,700.27	4.11
Over 5 years	0.00	0.00
Total	\$9,511,869,542.29	100.00%
Weighted Average Days to Maturity	474	





Managed Account Summary Statement

For the Month Ending **March 31, 2021**

SAN BERNARDINO COUNTY - 76990800

Transaction Summary - Managed Account

Opening Market Value	\$9,011,835,810.34
Maturities/Calls	(1,739,564,312.00)
Principal Dispositions	(432,000,000.00)
Principal Acquisitions	2,358,157,035.98
Unsettled Trades	99,923,875.00
Change in Current Value	(11,012,784.72)
Closing Market Value	\$9,287,339,624.60

Cash Transactions Summary - Managed Account

Maturities/Calls	1,734,813,063.30
Sale Proceeds	432,000,000.00
Coupon/Interest/Dividend Income	3,478,304.78
Principal Payments	6,717,512.00
Security Purchases	(2,412,241,937.56)
Net Cash Contribution	235,233,057.48
Reconciling Transactions	0.00

Earnings Reconciliation (Cash Basis) - Managed Account

Interest/Dividends/Coupons Received	5,444,568.08
Less Purchased Interest Related to Interest/Coupons	(61,464.08)
Plus Net Realized Gains/Losses	394,827.01
Total Cash Basis Earnings	\$5,777,931.01

Cash Balance

Closing Cash Balance **\$0.00**

Earnings Reconciliation (Accrual Basis)

	Total
Ending Amortized Value of Securities	9,203,656,351.74
Ending Accrued Interest	19,015,749.39
Plus Proceeds from Sales	432,000,000.00
Plus Proceeds of Maturities/Calls/Principal Payments	1,741,530,575.30
Plus Coupons/Dividends Received	3,478,304.78
Less Cost of New Purchases	(2,458,142,375.06)
Less Beginning Amortized Value of Securities	(8,916,854,724.02)
Less Beginning Accrued Interest	(17,858,676.80)
Total Accrual Basis Earnings	\$6,825,205.33



Portfolio Summary and Statistics

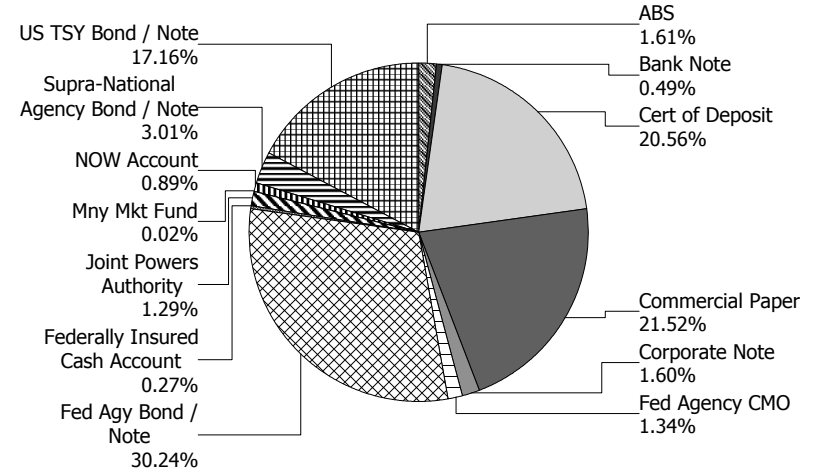
For the Month Ending **March 31, 2021**

SAN BERNARDINO COUNTY - 76990800

Account Summary

Description	Par Value	Market Value	Percent
U.S. Treasury Bond / Note	1,550,000,000.00	1,594,132,810.00	17.16
Supra-National Agency Bond / Note	275,000,000.00	279,267,880.00	3.01
NOW Account	83,000,000.00	83,000,000.00	0.89
Money Market Mutual Fund	2,000,000.00	2,000,000.00	0.02
Joint Powers Authority	120,000,000.00	120,000,000.00	1.29
Federally Insured Cash Account	25,000,000.00	25,000,000.00	0.27
Federal Agency Collateralized Mortgage Obligation	117,838,339.22	124,028,263.21	1.34
Federal Agency Bond / Note	2,772,240,000.00	2,807,107,000.08	30.24
Corporate Note	147,300,000.00	148,710,568.20	1.60
Commercial Paper	2,000,000,000.00	1,998,884,975.00	21.52
Certificate of Deposit	1,910,000,000.00	1,909,843,329.79	20.56
Bank Note	45,000,000.00	45,576,285.00	0.49
Asset-Backed Security	147,827,096.64	149,788,513.32	1.61
Managed Account Sub-Total	9,195,205,435.86	9,287,339,624.60	100.00%
Accrued Interest		19,015,749.39	
Total Portfolio	9,195,205,435.86	9,306,355,373.99	
Unsettled Trades	100,000,000.00	99,885,950.00	

Sector Allocation



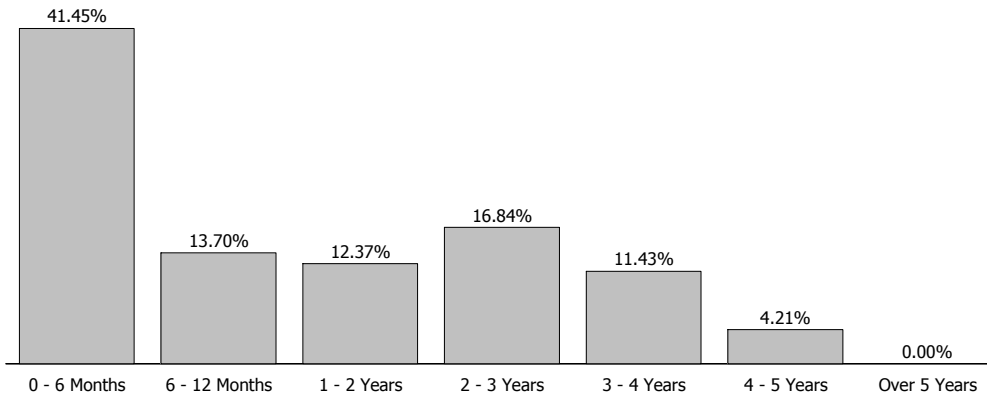


Portfolio Summary and Statistics

For the Month Ending **March 31, 2021**

SAN BERNARDINO COUNTY - 76990800

Maturity Distribution



Characteristics

Yield to Maturity at Cost	0.88%
Yield to Maturity at Market	0.29%
Weighted Average Days to Maturity	485



Managed Account Issuer Summary

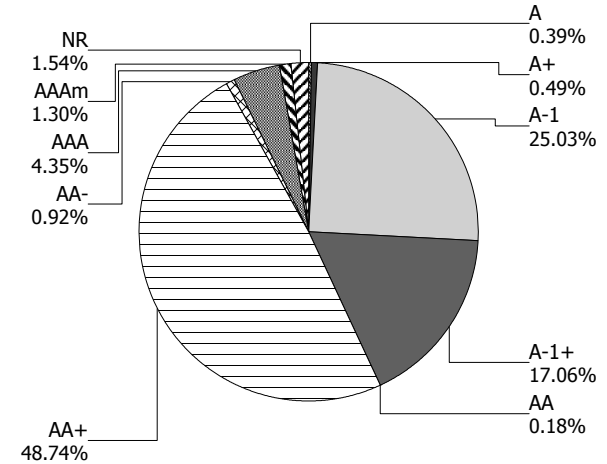
For the Month Ending **March 31, 2021**

SAN BERNARDINO COUNTY - 76990800

Issuer Summary

Issuer	Market Value of Holdings	Percent
ATLANTIC ASSET SEC LLC	49,999,800.00	0.54
BANK OF AMERICA CO	159,909,315.85	1.72
BANK OF MONTREAL	199,989,319.55	2.15
BANK OF NOVA SCOTIA	250,046,319.05	2.69
BANK OF THE WEST	83,000,000.00	0.89
BNP PARIBAS	174,963,275.00	1.88
CAMP	120,000,000.00	1.29
CHASE ISSURANCE	18,456,539.40	0.20
CHEVRON CORPORATION	74,469,573.00	0.80
CREDIT AGRICOLE SA	99,968,025.00	1.08
DEERE & COMPANY	31,300,891.00	0.34
EXXON MOBIL CORP	152,916,278.00	1.65
FAIRWAY FINANCE COMPANY LLC	99,969,000.00	1.08
FANNIE MAE	968,661,600.00	10.43
FEDERAL FARM CREDIT BANKS	528,348,600.00	5.69
FEDERAL HOME LOAN BANKS	498,655,228.38	5.37
FEDERATED GOVT OBLIGATIONS FUNDS	1,000,000.00	0.01
FIDELITY TREASURY MF	1,000,000.00	0.01
FREDDIE MAC	935,469,834.91	10.07
HONDA AUTO RECEIVABLES	42,943,789.17	0.46
HYUNDAI AUTO RECEIVABLES	4,249,136.07	0.05
INTER-AMERICAN DEVELOPMENT BANK	122,832,550.00	1.32
INTL BANK OF RECONSTRUCTION AND DEV	156,435,330.00	1.68
JOHN DEERE OWNER TRUST	12,925,199.56	0.14
JP MORGAN CHASE & CO	299,761,675.00	3.23
LIBERTY STREET FUNDING LLC	24,979,100.00	0.27
MERCEDES-BENZ AUTO LEASE TRUST	8,811,911.78	0.09
MERCEDES-BENZ AUTO RECEIVABLES	7,983,138.15	0.09
MICROSOFT CORP	9,834,780.20	0.11
NATIXIS NY BRANCH	249,885,700.00	2.69
NORDEA BANK ABP	200,015,676.20	2.15
RABOBANK NEDERLAND	299,814,900.00	3.23

Credit Quality (S&P Ratings)





Managed Account Issuer Summary

For the Month Ending **March 31, 2021**

SAN BERNARDINO COUNTY - 76990800

Issuer	Market Value of Holdings	Percent
ROYAL BANK OF CANADA	299,965,472.40	3.23
STARBIRD FUNDING CORP	124,972,425.00	1.35
STONECASTLE FICA	25,000,000.00	0.27
SVENSKA HANDELSBANKEN AB	299,991,523.20	3.23
SWEDBANK AB	299,966,294.31	3.23
THE BANK OF NEW YORK MELLON CORPORATION	5,143,645.00	0.06
TORONTO-DOMINION BANK	309,871,306.23	3.34
TOYOTA MOTOR CORP	344,612,192.19	3.71
UNITED STATES TREASURY	1,594,132,810.00	17.16
US BANCORP	57,836,437.00	0.62
WAL-MART STORES INC	17,108,154.00	0.18
WELLS FARGO & COMPANY	20,142,880.00	0.22
Total	\$9,287,339,624.60	100.00%



Managed Account Detail of Securities Held

For the Month Ending **March 31, 2021**

SAN BERNARDINO COUNTY - 76990800

Security Type/Description Dated Date/Coupon/Maturity	CUSIP	Par	S&P Rating	Moody's Rating	Trade Date	Settle Date	Original Cost	YTM at Cost	Accrued Interest	Amortized Cost	Market Value
U.S. Treasury Bond / Note											
US TREASURY NOTES DTD 05/31/2016 1.375% 05/31/2021	912828R77	25,000,000.00	AA+	Aaa	12/20/16	12/21/16	24,334,960.94	2.00	115,212.91	24,975,399.29	25,054,687.50
US TREASURY NOTES DTD 05/31/2014 2.000% 05/31/2021	912828WN6	50,000,000.00	AA+	Aaa	12/02/16	12/05/16	50,447,265.63	1.79	335,164.84	50,016,383.36	50,156,250.00
US TREASURY NOTES DTD 07/31/2014 2.250% 07/31/2021	912828WY2	100,000,000.00	AA+	Aaa	04/29/19	04/30/19	99,925,781.25	2.28	372,928.18	99,989,088.13	100,734,380.00
US TREASURY NOTES DTD 09/30/2016 1.125% 09/30/2021	912828T34	25,000,000.00	AA+	Aaa	11/29/17	11/30/17	24,198,242.19	2.00	768.44	24,895,771.48	25,132,812.50
US TREASURY NOTES DTD 12/01/2014 1.875% 11/30/2021	912828G53	25,000,000.00	AA+	Aaa	12/20/16	12/21/16	24,734,375.00	2.10	157,108.52	24,964,239.96	25,300,780.00
US TREASURY NOTES DTD 02/02/2015 1.500% 01/31/2022	912828H86	50,000,000.00	AA+	Aaa	02/15/17	02/16/17	48,779,296.88	2.02	124,309.39	49,794,301.41	50,593,750.00
US TREASURY NOTES DTD 02/28/2017 1.875% 02/28/2022	912828W55	25,000,000.00	AA+	Aaa	11/29/17	11/30/17	24,823,242.19	2.05	40,760.87	24,962,050.06	25,406,250.00
US TREASURY NOTES DTD 06/30/2020 0.125% 06/30/2022	912828ZX1	100,000,000.00	AA+	Aaa	03/29/21	03/30/21	100,039,062.50	0.09	31,422.65	100,038,891.55	100,015,620.00
US TREASURY NOTES DTD 06/30/2020 0.125% 06/30/2022	912828ZX1	100,000,000.00	AA+	Aaa	03/29/21	03/30/21	100,046,875.00	0.09	31,422.65	100,046,669.86	100,015,620.00
US TREASURY NOTES DTD 07/31/2017 1.875% 07/31/2022	912828P4	100,000,000.00	AA+	Aaa	04/29/19	04/30/19	98,746,093.75	2.28	310,773.48	99,487,038.35	102,343,750.00
US TREASURY NOTES DTD 11/02/2015 1.875% 10/31/2022	912828M49	25,000,000.00	AA+	Aaa	11/29/17	11/30/17	24,739,257.81	2.10	196,823.20	24,916,086.31	25,683,595.00
US TREASURY NOTES DTD 05/31/2016 1.625% 05/31/2023	912828R69	50,000,000.00	AA+	Aaa	04/05/19	04/08/19	48,658,203.13	2.31	272,321.43	49,299,855.00	51,531,250.00
US TREASURY NOTES DTD 06/30/2016 1.375% 06/30/2023	912828S35	25,000,000.00	AA+	Aaa	11/08/19	11/12/19	24,701,171.88	1.72	86,412.29	24,815,204.33	25,656,250.00
US TREASURY NOTES DTD 06/30/2016 1.375% 06/30/2023	912828S35	50,000,000.00	AA+	Aaa	04/03/19	04/04/19	48,123,046.88	2.31	172,824.59	49,005,748.35	51,312,500.00



Managed Account Detail of Securities Held

For the Month Ending **March 31, 2021**

SAN BERNARDINO COUNTY - 76990800

Security Type/Description Dated Date/Coupon/Maturity	CUSIP	Par	S&P Rating	Moody's Rating	Trade Date	Settle Date	Original Cost	YTM at Cost	Accrued Interest	Amortized Cost	Market Value
U.S. Treasury Bond / Note											
US TREASURY NOTES DTD 07/02/2018 2.625% 06/30/2023	9128284U1	50,000,000.00	AA+	Aaa	04/05/19	04/08/19	50,634,765.63	2.31	329,937.85	50,337,116.46	52,718,750.00
US TREASURY NOTES DTD 06/30/2016 1.375% 06/30/2023	912828S35	100,000,000.00	AA+	Aaa	04/15/19	04/16/19	96,035,156.25	2.37	345,649.17	97,883,351.64	102,625,000.00
US TREASURY NOTES DTD 08/01/2016 1.250% 07/31/2023	912828S92	100,000,000.00	AA+	Aaa	03/27/19	03/28/19	96,265,625.00	2.15	207,182.32	97,996,246.45	102,406,250.00
US TREASURY NOTES DTD 08/31/2016 1.375% 08/31/2023	912828D1	100,000,000.00	AA+	Aaa	03/28/19	03/29/19	96,562,500.00	2.20	119,565.22	98,123,839.73	102,781,250.00
US TREASURY NOTES DTD 05/15/2014 2.500% 05/15/2024	912828WJ5	50,000,000.00	AA+	Aaa	09/30/19	10/01/19	52,062,500.00	1.57	473,066.30	51,392,920.62	53,296,875.00
US TREASURY NOTES DTD 05/15/2014 2.500% 05/15/2024	912828WJ5	50,000,000.00	AA+	Aaa	12/23/19	12/26/19	51,611,328.13	1.73	473,066.30	51,146,638.00	53,296,875.00
US TREASURY NOTES DTD 06/30/2017 2.000% 06/30/2024	912828XX3	50,000,000.00	AA+	Aaa	09/25/19	09/26/19	50,886,718.75	1.61	251,381.22	50,604,743.21	52,531,250.00
US TREASURY NOTES DTD 06/30/2017 2.000% 06/30/2024	912828XX3	50,000,000.00	AA+	Aaa	10/31/19	11/01/19	51,017,578.13	1.55	251,381.22	50,708,659.81	52,531,250.00
US TREASURY NOTES DTD 06/30/2017 2.000% 06/30/2024	912828XX3	50,000,000.00	AA+	Aaa	11/01/19	11/04/19	50,935,546.88	1.58	251,381.22	50,652,681.53	52,531,250.00
US TREASURY NOTES DTD 06/30/2019 1.750% 06/30/2024	9128286Z8	50,000,000.00	AA+	Aaa	12/11/19	12/12/19	50,173,828.13	1.67	219,958.56	50,124,043.42	52,125,000.00
US TREASURY NOTES DTD 07/31/2017 2.125% 07/31/2024	9128282N9	50,000,000.00	AA+	Aaa	10/10/19	10/11/19	51,474,609.38	1.49	176,104.97	51,022,563.88	52,773,440.00
US TREASURY NOTES DTD 02/17/2015 2.000% 02/15/2025	912828J27	50,000,000.00	AA+	Aaa	12/19/19	12/20/19	50,576,171.88	1.77	124,309.39	50,433,046.38	52,656,250.00
US TREASURY NOTES DTD 05/15/2015 2.125% 05/15/2025	912828XB1	50,000,000.00	AA+	Aaa	12/09/19	12/10/19	51,109,375.00	1.70	402,106.35	50,841,961.36	52,921,875.00
Security Type Sub-Total		1,550,000,000.00					1,541,642,578.19	1.76	5,873,343.53	1,548,474,539.93	1,594,132,810.00



Managed Account Detail of Securities Held

For the Month Ending **March 31, 2021**

SAN BERNARDINO COUNTY - 76990800

Security Type/Description	Dated Date/Coupon/Maturity	CUSIP	Par	S&P Rating	Moody's Rating	Trade Date	Settle Date	Original Cost	YTM at Cost	Accrued Interest	Amortized Cost	Market Value
Supra-National Agency Bond / Note												
INTER-AMERICAN DEVELOPMENT BANK NOTE DTD 04/19/2018 2.625% 04/19/2021		4581X0DB1	50,000,000.00	AAA	Aaa	04/12/18	04/19/18	49,890,000.00	2.70	590,625.00	49,998,193.43	50,045,700.00
INTL BANK OF RECONSTRUCTION AND DEV NOTE DTD 07/25/2018 2.750% 07/23/2021		459058GH0	50,000,000.00	AAA	Aaa	07/18/18	07/25/18	49,883,000.00	2.83	259,722.22	49,987,914.99	50,395,650.00
INTL BANK OF RECON AND DEV GLOBAL NOTES DTD 12/13/2017 2.125% 12/13/2021		459058GF4	20,000,000.00	AAA	Aaa	12/12/17	12/13/17	19,955,000.00	2.18	127,500.00	19,992,114.99	20,274,600.00
INTL BANK OF RECONSTRUCTION AND DEV NOTE DTD 01/26/2017 2.000% 01/26/2022		459058FY4	50,000,000.00	AAA	Aaa	02/04/21	02/08/21	50,897,300.00	0.14	180,555.56	50,764,744.32	50,746,600.00
INTER-AMERICAN DEVELOPMENT BANK NOTE DTD 09/26/2018 3.000% 09/26/2022		4581X0DD7	25,000,000.00	AAA	Aaa	09/20/18	09/26/18	24,944,000.00	3.06	10,416.67	24,979,186.86	26,024,275.00
INTER-AMERICAN DEVEL BK CORPORATE NOTES DTD 04/24/2020 0.500% 05/24/2023		4581X0DM7	20,000,000.00	AAA	Aaa	04/17/20	04/24/20	19,993,200.00	0.51	35,277.78	19,995,267.20	20,108,000.00
INTER-AMERICAN DEVELOPMENT BANK NOTE DTD 10/04/2013 3.000% 10/04/2023		4581X0CC0	25,000,000.00	AAA	Aaa	03/14/19	03/21/19	25,480,000.00	2.55	368,750.00	25,265,186.97	26,654,575.00
INTL BK RECON & DEVELOP CORPORATE NOTES DTD 11/24/2020 0.250% 11/24/2023		459058JM6	25,000,000.00	AAA	Aaa	11/17/20	11/24/20	24,946,250.00	0.32	22,048.61	24,952,533.11	24,936,850.00
INTL BANK OF RECON AND DEV SN (FLOATER) DTD 06/16/2020 0.400% 06/17/2024		45906M2B6	10,000,000.00	AAA	Aaa	06/09/20	06/16/20	10,000,000.00	0.48	1,666.67	10,000,000.00	10,081,630.00
Security Type Sub-Total			275,000,000.00					275,988,750.00	1.79	1,596,562.51	275,935,141.87	279,267,880.00

NOW Account



Managed Account Detail of Securities Held

For the Month Ending **March 31, 2021**

SAN BERNARDINO COUNTY - 76990800

Security Type/Description	Dated Date/Coupon/Maturity	CUSIP	Par	S&P Rating	Moody's Rating	Trade Date	Settle Date	Original Cost	YTM at Cost	Accrued Interest	Amortized Cost	Market Value
NOW Account												
BANK OF THE WEST MONEY MARKET FUND		BKOFWEST7	8,000,000.00	NR	NR	08/30/19	08/30/19	8,000,000.00	0.10	0.00	8,000,000.00	8,000,000.00
BANK OF THE WEST MONEY MARKET FUND		BKOFWEST7	75,000,000.00	NR	NR	03/26/20	03/26/20	75,000,000.00	0.10	0.00	75,000,000.00	75,000,000.00
Security Type Sub-Total			83,000,000.00					83,000,000.00	0.10	0.00	83,000,000.00	83,000,000.00
Money Market Mutual Fund												
FEDERATED GOVT OBLIGATIONS FUND		608919718	1,000,000.00	AAAm	NR	08/31/20	08/31/20	1,000,000.00	0.02	0.00	1,000,000.00	1,000,000.00
FIDELITY GOV'T MM FUND 2642		31607A703	1,000,000.00	AAA	AAA	12/11/20	12/11/20	1,000,000.00	0.01	0.00	1,000,000.00	1,000,000.00
Security Type Sub-Total			2,000,000.00					2,000,000.00	0.02	0.00	2,000,000.00	2,000,000.00
Joint Powers Authority												
CALIFORNIA ASSET MANAGEMENT PROGRAM		CAMPFM025	60,000,000.00	AAAm	NR	06/30/20	06/30/20	60,000,000.00	0.07	0.00	60,000,000.00	60,000,000.00
CALIFORNIA ASSET MANAGEMENT PROGRAM		CAMPFM025	60,000,000.00	AAAm	NR	03/31/21	03/31/21	60,000,000.00	0.07	0.00	60,000,000.00	60,000,000.00
Security Type Sub-Total			120,000,000.00					120,000,000.00	0.07	0.00	120,000,000.00	120,000,000.00
Federally Insured Cash Account												
STONECASTLE FICA		FICAMF003	25,000,000.00	NR	NR	08/30/19	08/30/19	25,000,000.00	0.05	0.00	25,000,000.00	25,000,000.00
Security Type Sub-Total			25,000,000.00					25,000,000.00	0.05	0.00	25,000,000.00	25,000,000.00
Federal Agency Collateralized Mortgage Obligation												
FHMS K033 A2 DTD 10/01/2013 3.060% 07/01/2023		3137B4WB8	2,800,000.00	AA+	Aaa	12/01/20	12/04/20	2,978,718.75	0.56	7,140.00	2,956,259.95	2,952,934.91
FHMS KMP1 A2 DTD 09/01/2017 2.982% 08/01/2024		3137FATE8	50,000,000.00	AA+	Aaa	02/24/21	03/01/21	54,023,437.50	0.60	124,250.00	53,923,576.36	53,203,090.50
FHMS K729 A2 DTD 12/01/2017 3.136% 10/01/2024		3137FCM43	16,500,000.00	AA+	Aaa	01/27/21	01/29/21	17,969,531.25	0.68	43,120.00	17,901,588.72	17,682,367.23



Managed Account Detail of Securities Held

For the Month Ending **March 31, 2021**

SAN BERNARDINO COUNTY - 76990800

Security Type/Description Dated Date/Coupon/Maturity	CUSIP	Par	S&P Rating	Moody's Rating	Trade Date	Settle Date	Original Cost	YTM at Cost	Accrued Interest	Amortized Cost	Market Value
Federal Agency Collateralized Mortgage Obligation											
FHMS K045 A2 DTD 05/01/2015 3.023% 01/01/2025	3137BHXJ1	25,000,000.00	AA+	Aaa	12/14/20	12/17/20	27,465,820.31	0.55	62,979.17	27,290,406.26	26,968,299.00
FHMS KJ32 A1 DTD 11/01/2020 0.516% 06/01/2025	3137F72U8	2,576,218.80	AA+	Aaa	11/19/20	11/30/20	2,576,208.50	0.52	1,107.77	2,576,209.26	2,511,954.74
FRESB 2021-SB82 A5 DTD 01/01/2021 0.670% 11/01/2025	30318CAA5	1,498,964.44	AA+	Aaa	01/13/21	01/22/21	1,506,315.37	0.57	836.92	1,506,024.54	1,506,315.36
FRESB 2021-SB82 A5 DTD 01/01/2021 0.670% 11/01/2025	30318CAA5	3,497,583.70	AA+	Aaa	01/13/21	01/22/21	3,514,735.85	0.57	1,952.82	3,514,057.24	3,514,735.85
FHMS KJ33 A1 DTD 02/01/2021 0.440% 12/01/2025	3137F9ZD6	11,969,972.40	AA+	Aaa	02/17/21	02/26/21	11,969,589.36	0.44	4,388.99	11,969,596.85	11,674,202.40
FRESB 2021-SB83 DTD 02/01/2021 0.670% 01/01/2026	30318NAA1	3,995,599.88	AA+	Aaa	02/10/21	02/19/21	4,014,363.22	0.57	2,230.88	4,013,930.30	4,014,363.22

Security Type Sub-Total		117,838,339.22					126,018,720.11	0.58	248,006.55	125,651,649.48	124,028,263.21
--------------------------------	--	-----------------------	--	--	--	--	-----------------------	-------------	-------------------	-----------------------	-----------------------

Federal Agency Bond / Note											
FANNIE MAE NOTES DTD 04/13/2018 2.500% 04/13/2021	3135G0U27	50,000,000.00	AA+	Aaa	04/12/18	04/13/18	49,925,500.00	2.55	583,333.33	49,999,184.31	50,041,250.00
FEDERAL FARM CREDIT BANK NOTES DTD 11/26/2018 2.875% 05/26/2021	3133EJW70	25,000,000.00	AA+	Aaa	11/26/18	11/27/18	24,955,750.00	2.95	249,565.97	24,997,328.49	25,108,450.00
FEDERAL FARM CREDIT BANK NOTES DTD 11/26/2018 2.875% 05/26/2021	3133EJW70	50,000,000.00	AA+	Aaa	11/20/18	11/26/18	49,966,000.00	2.90	499,131.95	49,997,949.56	50,216,900.00
FANNIE MAE NOTES DTD 06/25/2018 2.750% 06/22/2021	3135G0U35	75,000,000.00	AA+	Aaa	06/22/18	06/25/18	74,982,750.00	2.76	567,187.50	74,998,705.86	75,458,025.00
FHLB NOTES DTD 03/05/2012 2.375% 09/10/2021	313378JP7	20,000,000.00	AA+	Aaa	08/29/19	08/30/19	20,321,600.00	1.57	27,708.33	20,070,214.56	20,205,040.00
FEDERAL HOME LOAN BANKS NOTES DTD 10/12/2018 3.000% 10/12/2021	3130AF5B9	50,000,000.00	AA+	Aaa	10/11/18	10/12/18	49,967,500.00	3.02	704,166.67	49,994,247.26	50,781,500.00
FEDERAL HOME LOAN BANKS NOTES DTD 11/08/2019 1.625% 11/19/2021	3130AHJY0	30,000,000.00	AA+	Aaa	11/07/19	11/08/19	29,948,700.00	1.71	178,750.00	29,983,960.11	30,298,560.00



Managed Account Detail of Securities Held

For the Month Ending **March 31, 2021**

SAN BERNARDINO COUNTY - 76990800

Security Type/Description Dated Date/Coupon/Maturity	CUSIP	Par	S&P Rating	Moody's Rating	Trade Date	Settle Date	Original Cost	YTM at Cost	Accrued Interest	Amortized Cost	Market Value
Federal Agency Bond / Note											
FEDERAL HOME LOAN BANKS NOTES DTD 12/20/2019 1.625% 12/20/2021	3130AHSR5	22,500,000.00	AA+	Aaa	12/19/19	12/20/19	22,475,700.00	1.68	102,578.13	22,491,257.32	22,754,362.50
FANNIE MAE NOTES DTD 01/11/2019 2.625% 01/11/2022	3135G0U92	60,000,000.00	AA+	Aaa	01/09/19	01/11/19	59,956,800.00	2.65	350,000.00	59,988,766.42	61,195,020.00
FEDERAL FARM CREDIT BANK NOTES DTD 01/18/2019 2.600% 01/18/2022	3133EJ5P0	50,000,000.00	AA+	Aaa	01/16/19	01/18/19	49,957,500.00	2.63	263,611.11	49,988,677.01	51,010,800.00
FANNIE MAE NOTES DTD 04/12/2019 2.250% 04/12/2022	3135G0V59	75,000,000.00	AA+	Aaa	04/11/19	04/12/19	74,754,000.00	2.36	792,187.50	74,915,605.84	76,655,475.00
FEDERAL FARM CREDIT BANK NOTES DTD 05/06/2020 0.250% 05/06/2022	3133ELYR9	100,000,000.00	AA+	Aaa	04/30/20	05/06/20	99,873,000.00	0.31	100,694.44	99,930,410.96	100,146,500.00
FEDERAL HOME LOAN BANK DTD 06/01/2012 2.125% 06/10/2022	313379Q69	25,000,000.00	AA+	Aaa	07/15/19	07/16/19	25,156,500.00	1.90	163,802.08	25,064,224.06	25,594,775.00
FFCB NOTES DTD 12/16/2019 1.630% 06/15/2022	3133ELDK7	40,000,000.00	AA+	Aaa	12/04/19	12/16/19	39,997,880.80	1.63	191,977.78	39,998,977.58	40,724,280.00
FREDDIE MAC NOTES DTD 07/23/2020 0.125% 07/25/2022	3137EAET2	25,000,000.00	AA+	Aaa	07/21/20	07/23/20	24,943,500.00	0.24	5,729.17	24,962,950.82	24,999,550.00
FANNIE MAE NOTES DTD 09/06/2019 1.375% 09/06/2022	3135G0W33	75,000,000.00	AA+	Aaa	09/05/19	09/06/19	74,739,000.00	1.49	71,614.58	74,875,453.47	76,316,325.00
FEDERAL HOME LOAN BANKS NOTES DTD 08/13/2012 2.000% 09/09/2022	313380GJ0	10,000,000.00	AA+	Aaa	08/28/19	08/29/19	10,150,500.00	1.49	12,222.22	10,071,511.29	10,266,340.00
FEDERAL HOME LOAN BANK NOTES DTD 10/22/2020 0.125% 10/21/2022	3130AKDH6	64,000,000.00	AA+	Aaa	10/21/20	10/22/20	63,915,520.00	0.19	35,333.33	63,934,177.45	63,978,752.00
FFCB NOTES DTD 11/23/2020 0.125% 11/23/2022	3133EMGX4	75,000,000.00	AA+	Aaa	11/16/20	11/23/20	74,856,750.00	0.22	33,333.33	74,882,064.04	74,961,375.00
FEDERAL FARM CREDIT BANK NOTES(CALLABLE) DTD 01/24/2020 1.640% 01/24/2023	3133ELJN5	10,000,000.00	AA+	Aaa	01/23/20	01/24/20	9,995,000.00	1.66	30,522.22	9,996,975.36	10,124,220.00



Managed Account Detail of Securities Held

For the Month Ending **March 31, 2021**

SAN BERNARDINO COUNTY - 76990800

Security Type/Description Dated Date/Coupon/Maturity	CUSIP	Par	S&P Rating	Moody's Rating	Trade Date	Settle Date	Original Cost	YTM at Cost	Accrued Interest	Amortized Cost	Market Value
Federal Agency Bond / Note											
FEDERAL FARM CREDIT BANK NOTES(CALLABLE) DTD 01/24/2020 1.640% 01/24/2023	3133ELJN5	20,000,000.00	AA+	Aaa	01/23/20	01/24/20	19,990,000.00	1.66	61,044.44	19,993,950.73	20,248,440.00
FEDERAL FARM CREDIT BANK NOTES(CALLABLE) DTD 01/24/2020 1.640% 01/24/2023	3133ELJN5	20,000,000.00	AA+	Aaa	01/23/20	01/24/20	19,990,000.00	1.66	61,044.44	19,993,950.73	20,248,440.00
FEDERAL FARM CREDIT BANK NOTES DTD 02/03/2021 0.125% 02/03/2023	3133EMPH9	10,000,000.00	AA+	Aaa	01/26/21	02/03/21	9,994,400.00	0.15	2,013.89	9,994,837.26	9,990,580.00
FEDERAL FARM CREDIT BANK NOTES DTD 02/03/2021 0.125% 02/03/2023	3133EMPH9	40,000,000.00	AA+	Aaa	01/26/21	02/03/21	39,977,600.00	0.15	8,055.55	39,979,349.04	39,962,320.00
FEDERAL HOME LOAN BANKS NOTES DTD 02/21/2020 1.375% 02/17/2023	3130AJ7E3	50,000,000.00	AA+	Aaa	02/20/20	02/21/20	49,908,000.00	1.44	84,027.78	49,942,120.88	51,123,000.00
FEDERAL HOME LOAN BANKS NOTES DTD 03/01/2018 2.750% 03/10/2023	3130ADRG9	10,000,000.00	AA+	Aaa	01/07/19	01/09/19	10,042,680.00	2.64	16,041.67	10,019,866.82	10,498,640.00
FREDDIE MAC NOTES DTD 04/20/2020 0.375% 04/20/2023	3137EAE08	50,000,000.00	AA+	Aaa	04/17/20	04/20/20	49,875,000.00	0.46	83,854.17	49,914,497.72	50,193,150.00
FREDDIE MAC NOTES (CALLABLE) DTD 05/04/2020 0.450% 05/04/2023	3134GVRD2	50,000,000.00	AA+	Aaa	05/01/20	05/04/20	50,000,000.00	0.45	91,875.00	50,000,000.00	50,017,650.00
FREDDIE MAC NOTES DTD 05/07/2020 0.375% 05/05/2023	3137EAER6	100,000,000.00	AA+	Aaa	05/05/20	05/07/20	99,958,000.00	0.39	152,083.33	99,970,642.27	100,373,200.00
FANNIE MAE NOTES DTD 05/22/2020 0.250% 05/22/2023	3135G04Q3	100,000,000.00	AA+	Aaa	05/20/20	05/22/20	99,699,000.00	0.35	89,583.33	99,785,314.16	100,114,600.00
FFCB FLOATING NOTES DTD 06/09/2020 0.330% 06/09/2023	3133ELH72	45,000,000.00	AA+	Aaa	06/03/20	06/09/20	45,000,000.00	0.39	9,525.02	45,000,000.00	45,275,175.00
FREDDIE MAC NOTES DTD 06/26/2020 0.250% 06/26/2023	3137EAES4	23,000,000.00	AA+	Aaa	06/24/20	06/26/20	22,932,840.00	0.35	15,173.61	22,949,952.00	23,022,379.00
FANNIE MAE NOTES DTD 07/10/2020 0.250% 07/10/2023	3135G05G4	50,000,000.00	AA+	Aaa	07/08/20	07/10/20	49,892,500.00	0.32	28,125.00	49,918,515.98	50,010,800.00



Managed Account Detail of Securities Held

For the Month Ending **March 31, 2021**

SAN BERNARDINO COUNTY - 76990800

Security Type/Description Dated Date/Coupon/Maturity	CUSIP	Par	S&P Rating	Moody's Rating	Trade Date	Settle Date	Original Cost	YTM at Cost	Accrued Interest	Amortized Cost	Market Value
Federal Agency Bond / Note											
FEDERAL FARM CREDIT BANKS NOTES DTD 08/14/2019 1.600% 08/14/2023	3133EKZK5	10,000,000.00	AA+	Aaa	08/28/19	08/29/19	10,047,100.00	1.48	20,888.89	10,028,175.31	10,318,610.00
FREDDIE MAC NOTES DTD 08/21/2020 0.250% 08/24/2023	3137EAEV7	45,000,000.00	AA+	Aaa	08/19/20	08/21/20	44,954,100.00	0.28	11,562.50	44,963,422.13	44,999,505.00
FREDDIE MAC NOTES DTD 09/04/2020 0.250% 09/08/2023	3137EAEW5	32,000,000.00	AA+	Aaa	09/03/20	09/04/20	31,989,440.00	0.26	5,111.11	31,991,448.23	31,984,128.00
FREDDIE MAC NOTES DTD 10/16/2020 0.125% 10/16/2023	3137EAEY1	64,000,000.00	AA+	Aaa	10/14/20	10/16/20	63,761,280.00	0.25	36,666.67	63,797,687.53	63,748,224.00
FREDDIE MAC NOTES DTD 11/05/2020 0.250% 11/06/2023	3137EAEZ8	75,000,000.00	AA+	Aaa	11/03/20	11/05/20	74,932,500.00	0.28	76,041.66	74,941,553.38	74,921,550.00
FANNIE MAE NOTES DTD 11/25/2020 0.250% 11/27/2023	3135G06H1	50,000,000.00	AA+	Aaa	11/23/20	11/25/20	49,943,000.00	0.29	43,750.00	49,949,598.91	49,946,500.00
FREDDIE MAC NOTES DTD 12/04/2020 0.250% 12/04/2023	3137EAFA2	62,000,000.00	AA+	Aaa	12/02/20	12/04/20	61,938,620.00	0.28	50,375.00	61,945,234.47	61,933,226.00
FANNIE MAE NOTES DTD 02/08/2019 2.500% 02/05/2024	3135G0V34	100,000,000.00	AA+	Aaa	02/07/19	02/08/19	99,628,000.00	2.58	388,888.89	99,787,778.39	106,107,700.00
FHLB BONDS DTD 02/15/2019 2.500% 02/13/2024	3130AFW94	50,000,000.00	AA+	Aaa	02/14/19	02/15/19	49,823,000.00	2.58	166,666.67	49,898,302.63	53,077,600.00
FEDERAL FARM CREDIT BANK NOTES(CALLABLE) DTD 04/22/2020 0.800% 04/22/2024	3133ELXC3	10,000,000.00	AA+	Aaa	04/16/20	04/22/20	10,000,000.00	0.80	35,333.33	10,000,000.00	10,004,170.00
FEDERAL FARM CREDIT BANK NOTES(CALLABLE) DTD 04/22/2020 0.800% 04/22/2024	3133ELXC3	10,000,000.00	AA+	Aaa	04/16/20	04/22/20	10,000,000.00	0.80	35,333.33	10,000,000.00	10,004,170.00
FEDERAL FARM CREDIT BANK NOTES(CALLABLE) DTD 04/22/2020 0.800% 04/22/2024	3133ELXC3	10,000,000.00	AA+	Aaa	04/16/20	04/22/20	10,000,000.00	0.80	35,333.33	10,000,000.00	10,004,170.00
FHLMC (CALLABLE) NOTES DTD 04/29/2020 0.570% 04/29/2024	3134GVPP7	25,000,000.00	AA+	Aaa	04/27/20	04/29/20	25,000,000.00	0.57	60,166.67	25,000,000.00	25,061,800.00



Managed Account Detail of Securities Held

For the Month Ending **March 31, 2021**

SAN BERNARDINO COUNTY - 76990800

Security Type/Description Dated Date/Coupon/Maturity	CUSIP	Par	S&P Rating	Moody's Rating	Trade Date	Settle Date	Original Cost	YTM at Cost	Accrued Interest	Amortized Cost	Market Value
Federal Agency Bond / Note											
FHLMC (CALLABLE) NOTES DTD 05/20/2020 0.560% 05/20/2024	3134GVTN8	25,000,000.00	AA+	Aaa	05/12/20	05/20/20	24,990,000.00	0.57	50,944.44	24,992,162.90	25,016,525.00
FHLMC (CALLABLE) NOTES DTD 05/20/2020 0.510% 05/20/2024	3134GVUY2	25,000,000.00	AA+	Aaa	05/12/20	05/20/20	25,000,000.00	0.51	46,395.83	25,000,000.00	25,027,700.00
FHLMC (CALLABLE) NOTES DTD 05/20/2020 0.590% 05/20/2024	3134GVXD5	25,000,000.00	AA+	Aaa	05/18/20	05/20/20	25,000,000.00	0.59	53,673.61	25,000,000.00	25,017,200.00
FHLMC (CALLABLE) NOTES DTD 05/20/2020 0.500% 05/20/2024	3134GVXC7	25,000,000.00	AA+	Aaa	05/18/20	05/20/20	25,000,000.00	0.50	45,486.11	25,000,000.00	25,015,475.00
FANNIE MAE NOTES DTD 07/08/2019 1.750% 07/02/2024	3135G0V75	25,000,000.00	AA+	Aaa	07/08/19	07/09/19	24,781,000.00	1.94	108,159.72	24,857,048.35	26,048,550.00
FEDERAL HOME LOAN BANK NOTES DTD 08/15/2014 2.875% 09/13/2024	3130A2UW4	25,000,000.00	AA+	Aaa	09/23/19	09/24/19	26,450,750.00	1.65	35,937.50	26,007,376.51	27,019,725.00
FEDERAL HOME LOAN BANK NOTES DTD 08/15/2014 2.875% 09/13/2024	3130A2UW4	25,000,000.00	AA+	Aaa	09/25/19	09/26/19	26,433,325.00	1.67	35,937.50	25,996,374.21	27,019,725.00
FANNIE MAE NOTES DTD 10/18/2019 1.625% 10/15/2024	3135G0W66	25,000,000.00	AA+	Aaa	10/17/19	10/18/19	24,957,250.00	1.66	187,326.39	24,969,695.31	25,958,825.00
FEDERAL HOME LOAN BANK NOTES DTD 11/06/2014 2.750% 12/13/2024	3130A3GE8	10,000,000.00	AA+	Aaa	12/04/19	12/05/19	10,515,630.00	1.68	82,500.00	10,379,908.32	10,793,310.00
FEDERAL HOME LOAN BANK NOTES DTD 11/06/2014 2.750% 12/13/2024	3130A3GE8	25,000,000.00	AA+	Aaa	12/03/19	12/05/19	26,384,500.00	1.60	206,250.00	26,020,078.47	26,983,275.00
FEDERAL HOME LOAN BANK NOTES DTD 11/06/2014 2.750% 12/13/2024	3130A3GE8	25,000,000.00	AA+	Aaa	12/04/19	12/05/19	26,287,500.00	1.68	206,250.00	25,948,610.35	26,983,275.00
FANNIE MAE NOTES DTD 01/10/2020 1.625% 01/07/2025	3135G0X24	75,000,000.00	AA+	Aaa	01/08/20	01/10/20	74,760,750.00	1.69	284,375.00	74,819,381.99	77,973,900.00
FREDDIE MAC NOTES DTD 02/14/2020 1.500% 02/12/2025	3137EAEP0	50,000,000.00	AA+	Aaa	02/13/20	02/14/20	49,961,500.00	1.52	102,083.33	49,970,191.51	51,619,750.00
FEDERAL HOME LOAN BANKS NOTES DTD 02/17/2015 2.375% 03/14/2025	3130A4CH3	25,840,000.00	AA+	Aaa	12/05/19	12/06/19	26,658,094.40	1.74	28,980.28	26,453,252.06	27,535,284.88



Managed Account Detail of Securities Held

For the Month Ending **March 31, 2021**

SAN BERNARDINO COUNTY - 76990800

Security Type/Description Dated Date/Coupon/Maturity	CUSIP	Par	S&P Rating	Moody's Rating	Trade Date	Settle Date	Original Cost	YTM at Cost	Accrued Interest	Amortized Cost	Market Value
Federal Agency Bond / Note											
FANNIE MAE NOTES DTD 04/24/2020 0.625% 04/22/2025	3135G03U5	50,000,000.00	AA+	Aaa	04/22/20	04/24/20	49,897,000.00	0.67	138,020.83	49,916,312.50	49,910,850.00
FHLMC (CALLABLE) NOTES DTD 05/06/2020 0.700% 05/06/2025	3134GVPR3	25,000,000.00	AA+	Aaa	04/27/20	05/06/20	25,000,000.00	0.70	70,486.11	25,000,000.00	24,959,150.00
FANNIE MAE NOTES DTD 06/19/2020 0.500% 06/17/2025	3135G04Z3	50,000,000.00	AA+	Aaa	06/17/20	06/19/20	49,896,500.00	0.54	72,222.22	49,912,728.62	49,504,150.00
FREDDIE MAC NOTES DTD 07/23/2020 0.375% 07/21/2025	3137EAEU9	45,000,000.00	AA+	Aaa	07/21/20	07/23/20	44,775,900.00	0.48	32,812.50	44,806,861.18	44,230,545.00
FANNIE MAE NOTES DTD 08/27/2020 0.375% 08/25/2025	3135G05X7	50,000,000.00	AA+	Aaa	08/25/20	08/27/20	49,766,000.00	0.47	18,750.00	49,793,838.82	49,148,000.00
FREDDIE MAC (CALLABLE) NOTES DTD 09/02/2020 0.550% 09/02/2025	3134GWA22	19,900,000.00	AA+	Aaa	09/02/20	09/03/20	19,900,000.00	0.55	8,816.81	19,900,000.00	19,656,284.70
FEDERAL HOME LOAN BANK NOTES DTD 09/11/2020 0.375% 09/04/2025	3130AK5E2	14,000,000.00	AA+	Aaa	09/10/20	09/11/20	13,958,000.00	0.44	3,937.50	13,962,664.10	13,742,064.00
FREDDIE MAC NOTES DTD 09/25/2020 0.375% 09/23/2025	3137EAEX3	20,000,000.00	AA+	Aaa	09/23/20	09/25/20	19,939,800.00	0.44	1,666.67	19,946,004.82	19,644,580.00
FANNIE MAE NOTES DTD 11/12/2020 0.500% 11/07/2025	3135G06G3	45,000,000.00	AA+	Aaa	11/09/20	11/12/20	44,838,900.00	0.57	86,875.00	44,851,285.50	44,271,630.00

Security Type Sub-Total **2,772,240,000.00** **2,775,268,910.20** **1.18** **8,539,902.27** **2,774,412,615.86** **2,807,107,000.08**

Corporate Note											
JOHN DEERE CAPITAL CORP CORP NOTES DTD 06/07/2019 2.300% 06/07/2021	24422EUV9	10,000,000.00	A	A2	06/04/19	06/07/19	9,993,200.00	2.34	72,833.33	9,999,376.74	10,035,320.00
WAL-MART STORES INC CORP NOTES DTD 06/27/2018 3.125% 06/23/2021	931142EJ8	7,000,000.00	AA	Aa2	06/20/18	06/27/18	6,999,650.00	3.13	59,548.61	6,999,973.40	7,044,534.00
WAL-MART STORES INC CORP NOTES DTD 06/27/2018 3.125% 06/23/2021	931142EJ8	10,000,000.00	AA	Aa2	06/21/18	06/27/18	10,011,800.00	3.08	85,069.45	10,000,896.89	10,063,620.00
MICROSOFT CORP (CALLABLE) NOTES DTD 08/08/2016 1.550% 08/08/2021	594918BP8	9,800,000.00	AAA	Aaa	05/14/19	05/16/19	9,607,724.00	2.46	22,363.06	9,769,566.13	9,834,780.20



Managed Account Detail of Securities Held

For the Month Ending **March 31, 2021**

SAN BERNARDINO COUNTY - 76990800

Security Type/Description Dated Date/Coupon/Maturity	CUSIP	Par	S&P Rating	Moody's Rating	Trade Date	Settle Date	Original Cost	YTM at Cost	Accrued Interest	Amortized Cost	Market Value
Corporate Note											
TOYOTA MOTOR CREDIT CORP CORP NOTES DTD 10/07/2019 1.800% 10/07/2021	89236TGJ8	15,000,000.00	A+	A1	10/02/19	10/07/19	14,998,200.00	1.81	130,500.00	14,999,534.61	15,110,835.00
JOHN DEERE CAPITAL CORP DTD 03/07/2019 2.950% 04/01/2022	24422EUT4	5,000,000.00	A	A2	03/04/19	03/07/19	4,997,600.00	2.97	73,750.00	4,999,218.55	5,134,720.00
TOYOTA MOTOR CREDIT CORP DTD 04/12/2019 2.650% 04/12/2022	89236TFX8	10,000,000.00	A+	A1	04/09/19	04/12/19	9,993,700.00	2.67	124,402.78	9,997,838.69	10,235,430.00
US BANK NA CINCINNATI FLOATING CORP NOT DTD 05/23/2019 0.615% 05/23/2022	90331HPD9	10,000,000.00	AA-	A1	05/13/20	05/15/20	9,933,800.00	2.46	6,323.41	9,962,594.31	10,038,940.00
US BANK NA CINCINNATI FLOATING CORP NOT DTD 05/23/2019 0.615% 05/23/2022	90331HPD9	10,000,000.00	AA-	A1	05/14/20	05/18/20	9,932,700.00	2.47	6,323.41	9,961,817.55	10,038,940.00
JOHN DEERE CAPITAL CORP CORP NOTES DTD 09/12/2019 1.950% 06/13/2022	24422EVA4	5,000,000.00	A	A2	09/10/19	09/12/19	4,993,550.00	2.00	29,250.00	4,997,188.96	5,097,730.00
JOHN DEERE CAPITAL CORP CORPORATE NOTES DTD 06/04/2020 0.550% 07/05/2022	24422EVG1	5,000,000.00	A	A2	06/01/20	06/04/20	4,998,950.00	0.56	6,569.44	4,999,365.31	5,011,440.00
CHEVRON USA INC CORPORATE NOTES DTD 08/12/2020 0.333% 08/12/2022	166756AF3	14,500,000.00	AA-	Aa2	08/10/20	08/12/20	14,500,000.00	0.33	6,572.13	14,500,000.00	14,499,333.00
EXXON MOBIL CORPORATION DTD 08/16/2019 1.902% 08/16/2022	30231GBB7	3,000,000.00	AA-	Aa2	08/13/19	08/16/19	3,000,000.00	1.90	7,132.50	3,000,000.00	3,063,828.00
US BANK NA CINCINNATI DTD 12/09/2019 1.950% 01/09/2023	90331HPF4	12,000,000.00	AA-	A1	12/05/19	12/09/19	11,989,920.00	1.98	53,300.00	11,994,204.22	12,325,152.00
BANK OF NY MELLON CORP NOTES DTD 01/28/2020 1.850% 01/27/2023	06406RAM9	5,000,000.00	A	A1	04/23/20	04/27/20	5,072,350.00	1.31	16,444.44	5,047,945.37	5,143,645.00
JOHN DEERE CAPITAL CORP CORPORATE NOTES DTD 06/04/2020 0.700% 07/05/2023	24422EVH9	3,000,000.00	A	A2	06/01/20	06/04/20	2,997,540.00	0.73	5,016.67	2,998,197.60	3,020,541.00



Managed Account Detail of Securities Held

For the Month Ending **March 31, 2021**

SAN BERNARDINO COUNTY - 76990800

Security Type/Description	Dated Date/Coupon/Maturity	CUSIP	Par	S&P Rating	Moody's Rating	Trade Date	Settle Date	Original Cost	YTM at Cost	Accrued Interest	Amortized Cost	Market Value
Corporate Note												
CHEVRON USA INC CORPORATE NOTES DTD 08/12/2020 0.426% 08/11/2023		166756AJ5	10,000,000.00	AA-	Aa2	08/10/20	08/12/20	10,000,000.00	0.43	5,916.67	10,000,000.00	10,010,640.00
JOHN DEERE CAPITAL CORP CORPORATE NOTES DTD 10/09/2020 0.400% 10/10/2023		24422EVJ5	3,000,000.00	A	A2	10/06/20	10/09/20	2,996,520.00	0.44	5,733.33	2,997,072.48	3,001,140.00
Security Type Sub-Total			147,300,000.00					147,017,204.00	1.90	717,049.23	147,224,790.81	148,710,568.20
Commercial Paper												
ATLANTIC ASSET SEC LLC COMM PAPER DTD 09/23/2020 0.000% 04/01/2021		04821TR15	50,000,000.00	A-1	P-1	03/23/21	03/24/21	49,999,333.33	0.06	0.00	50,000,000.00	49,999,800.00
BNP PARIBAS NY BRANCH COMM PAPER DTD 07/14/2020 0.000% 04/01/2021		09659BR10	100,000,000.00	A-1	P-1	03/31/21	03/31/21	99,999,916.67	0.03	0.00	100,000,000.00	99,999,700.00
STARBIRD FUNDING CORP COMM PAPER DTD 12/15/2020 0.000% 04/19/2021		85520LRK3	50,000,000.00	A-1	P-1	12/15/20	12/15/20	49,956,597.22	0.25	0.00	49,993,750.00	49,995,250.00
STARBIRD FUNDING CORP COMM PAPER DTD 12/09/2020 0.000% 04/21/2021		85520LRM9	50,000,000.00	A-1	P-1	12/09/20	12/10/20	49,961,500.00	0.21	0.00	49,994,166.67	49,994,750.00
NATIXIS NY BRANCH COMM PAPER DTD 08/20/2020 0.000% 04/30/2021		63873JRW2	50,000,000.00	A-1	P-1	12/02/20	12/03/20	49,952,722.22	0.23	0.00	49,990,736.11	49,992,600.00
COOPERATIEVE RABOBANK U.A. COMM PAPER DTD 11/02/2020 0.000% 05/03/2021		21687AS38	50,000,000.00	A-1	P-1	11/02/20	11/02/20	49,949,444.44	0.20	0.00	49,991,111.11	49,994,650.00
JP MORGAN SECURITIES LLC COMM PAPER DTD 11/06/2020 0.000% 05/05/2021		46640PS53	50,000,000.00	A-1	P-1	11/03/20	11/06/20	49,945,000.00	0.22	0.00	49,989,611.11	49,990,400.00
CREDIT AGRICOLE CIB NY COMM PAPER DTD 12/21/2020 0.000% 05/06/2021		22533TS64	25,000,000.00	A-1	P-1	03/15/21	03/16/21	24,996,104.17	0.11	0.00	24,997,326.39	24,997,025.00
CREDIT AGRICOLE CIB NY COMM PAPER DTD 12/21/2020 0.000% 05/20/2021		22533TSL1	25,000,000.00	A-1	P-1	03/15/21	03/16/21	24,995,034.72	0.11	0.00	24,996,256.94	24,995,700.00
FAIRWAY FINANCE CORP COMM PAPER DTD 12/15/2020 0.000% 05/20/2021		30601VSL6	50,000,000.00	A-1	P-1	12/15/20	12/18/20	49,949,000.00	0.24	0.00	49,983,666.67	49,985,750.00



Managed Account Detail of Securities Held

For the Month Ending **March 31, 2021**

SAN BERNARDINO COUNTY - 76990800

Security Type/Description Dated Date/Coupon/Maturity	CUSIP	Par	S&P Rating	Moody's Rating	Trade Date	Settle Date	Original Cost	YTM at Cost	Accrued Interest	Amortized Cost	Market Value
Commercial Paper											
NATIXIS NY BRANCH COMM PAPER DTD 12/21/2020 0.000% 05/20/2021	63873JSL5	50,000,000.00	A-1	P-1	12/21/20	12/22/20	49,958,611.11	0.20	0.00	49,986,388.89	49,987,250.00
NATIXIS NY BRANCH COMM PAPER DTD 12/16/2020 0.000% 05/28/2021	63873JSU5	50,000,000.00	A-1	P-1	12/16/20	12/16/20	49,952,458.33	0.21	0.00	49,983,375.00	49,985,000.00
TOYOTA MOTOR CREDIT CORP COMM PAPER DTD 09/01/2020 0.000% 05/28/2021	89233GSU1	50,000,000.00	A-1+	P-1	12/16/20	12/16/20	49,952,458.33	0.21	0.00	49,983,375.00	49,990,200.00
FAIRWAY FINANCE CORP COMM PAPER DTD 11/30/2020 0.000% 05/28/2021	30601VSU6	50,000,000.00	A-1	P-1	12/17/20	12/18/20	49,946,333.33	0.24	0.00	49,981,000.00	49,983,250.00
TOYOTA MOTOR CREDIT CORP COMM PAPER DTD 09/01/2020 0.000% 05/28/2021	89233GSU1	50,000,000.00	A-1+	P-1	01/05/21	01/05/21	49,964,250.00	0.18	0.00	49,985,750.00	49,990,200.00
COOPERATIEVE RABOBANK U.A. COMM PAPER DTD 11/03/2020 0.000% 06/01/2021	21687AT11	25,000,000.00	A-1	P-1	11/03/20	11/03/20	24,969,375.00	0.21	0.00	24,991,104.17	24,994,375.00
COOPERATIEVE RABOBANK U.A. COMM PAPER DTD 11/03/2020 0.000% 06/02/2021	21687AT29	25,000,000.00	A-1	P-1	11/03/20	11/03/20	24,969,229.17	0.21	0.00	24,990,958.33	24,994,275.00
JP MORGAN SECURITIES LLC COMM PAPER DTD 10/28/2020 0.000% 06/07/2021	46640PT78	50,000,000.00	A-1	P-1	10/27/20	10/28/20	49,935,250.00	0.21	0.00	49,980,458.33	49,980,400.00
BNP PARIBAS NY BRANCH COMM PAPER DTD 09/17/2020 0.000% 06/14/2021	09659BTE0	25,000,000.00	A-1	P-1	12/07/20	12/08/20	24,971,277.78	0.22	0.00	24,988,694.45	24,990,725.00
JP MORGAN SECURITIES LLC COMM PAPER DTD 10/28/2020 0.000% 06/30/2021	46640PTW3	50,000,000.00	A-1	P-1	10/27/20	10/28/20	49,925,138.89	0.22	0.00	49,972,500.00	49,972,850.00
TOYOTA MOTOR CREDIT CORP COMM PAPER DTD 10/28/2020 0.000% 06/30/2021	89233GTW6	50,000,000.00	A-1+	P-1	12/10/20	12/10/20	49,941,083.33	0.21	0.00	49,973,750.00	49,982,350.00
BNP PARIBAS NY BRANCH COMM PAPER DTD 12/29/2020 0.000% 07/02/2021	09659BU24	25,000,000.00	A-1	P-1	01/05/21	01/06/21	24,972,958.33	0.22	0.00	24,985,944.44	24,987,425.00



Managed Account Detail of Securities Held

For the Month Ending **March 31, 2021**

SAN BERNARDINO COUNTY - 76990800

Security Type/Description	Dated Date/Coupon/Maturity	CUSIP	Par	S&P Rating	Moody's Rating	Trade Date	Settle Date	Original Cost	YTM at Cost	Accrued Interest	Amortized Cost	Market Value
Commercial Paper												
JP MORGAN SECURITIES LLC COMM PAPER DTD 01/05/2021 0.000% 07/08/2021		46640PU84	50,000,000.00	A-1	P-1	01/05/21	01/06/21	49,944,083.33	0.22	0.00	49,970,055.55	49,970,100.00
BNP PARIBAS NY BRANCH COMM PAPER DTD 10/14/2020 0.000% 07/12/2021		09659BUC2	25,000,000.00	A-1	P-1	03/16/21	03/16/21	24,988,527.78	0.14	0.00	24,990,083.34	24,985,425.00
NATIXIS NY BRANCH COMM PAPER DTD 12/16/2020 0.000% 07/14/2021		63873JUE8	25,000,000.00	A-1	P-1	01/06/21	01/06/21	24,975,062.50	0.19	0.00	24,986,277.78	24,985,400.00
STARBIRD FUNDING CORP COMM PAPER DTD 09/21/2020 0.000% 07/15/2021		85520LUF0	25,000,000.00	A-1	P-1	03/16/21	03/16/21	24,985,715.28	0.17	0.00	24,987,604.17	24,982,425.00
TOYOTA MOTOR CREDIT CORP COMM PAPER DTD 01/27/2021 0.000% 07/20/2021		89233GUL8	25,000,000.00	A-1+	P-1	01/27/21	01/27/21	24,980,666.67	0.16	0.00	24,987,777.78	24,988,400.00
NATIXIS NY BRANCH COMM PAPER DTD 10/27/2020 0.000% 07/23/2021		63873JUP3	25,000,000.00	A-1	P-1	01/27/21	01/27/21	24,982,791.67	0.14	0.00	24,989,013.89	24,983,950.00
COOPERATIEVE RABOBANK U.A. COMM PAPER DTD 01/27/2021 0.000% 07/23/2021		21687AUP6	50,000,000.00	A-1	P-1	01/27/21	01/27/21	49,960,666.67	0.16	0.00	49,974,888.89	49,975,450.00
CREDIT AGRICOLE CIB NY COMM PAPER -- 0.000% 07/30/2021		22533TUW4	50,000,000.00	A-1	P-1	01/27/21	01/27/21	49,961,666.67	0.15	0.00	49,975,000.00	49,975,300.00
TOYOTA MOTOR CREDIT CORP COMM PAPER DTD 12/10/2020 0.000% 08/02/2021		89233GV29	50,000,000.00	A-1+	P-1	12/10/20	12/10/20	49,928,194.44	0.22	0.00	49,962,416.66	49,972,900.00
COOPERATIEVE RABOBANK U.A. COMM PAPER DTD 01/29/2021 0.000% 08/02/2021		21687AV26	50,000,000.00	A-1	P-1	01/29/21	02/01/21	49,962,083.33	0.15	0.00	49,974,375.00	49,972,450.00
LIBERTY STREET FDG LLC COMM PAPER DTD 07/08/2020 0.000% 08/11/2021		53127TVB6	25,000,000.00	A-1	P-1	03/01/21	03/02/21	24,984,250.00	0.14	0.00	24,987,166.67	24,979,100.00
EXXON MOBIL CORP COMM PAPER DTD 12/18/2020 0.000% 09/01/2021		30229AW13	50,000,000.00	A-1+	P-1	12/18/20	12/22/20	49,919,180.56	0.23	0.00	49,951,125.00	49,966,500.00
BOFA SECURITIES INC COMM PAPER -- 0.000% 09/08/2021		06054NW80	25,000,000.00	A-1	NR	03/11/21	03/12/21	24,977,500.00	0.18	0.00	24,980,000.00	24,976,775.00



Managed Account Detail of Securities Held

For the Month Ending **March 31, 2021**

SAN BERNARDINO COUNTY - 76990800

Security Type/Description Dated Date/Coupon/Maturity	CUSIP	Par	S&P Rating	Moody's Rating	Trade Date	Settle Date	Original Cost	YTM at Cost	Accrued Interest	Amortized Cost	Market Value
Commercial Paper											
NATIXIS NY BRANCH COMM PAPER DTD 01/27/2020 0.000% 09/08/2021	63873JW89	50,000,000.00	A-1	P-1	03/10/21	03/12/21	49,952,500.00	0.19	0.00	49,957,777.78	49,951,500.00
BOFA SECURITIES INC COMM PAPER -- 0.000% 09/09/2021	06054NW98	25,000,000.00	A-1	NR	03/11/21	03/12/21	24,977,375.00	0.18	0.00	24,979,875.00	24,976,600.00
BOFA SECURITIES INC COMM PAPER -- 0.000% 09/14/2021	06054NWE7	25,000,000.00	A-1	NR	03/11/21	03/12/21	24,976,750.00	0.18	0.00	24,979,250.00	24,975,675.00
CHEVRON CORP COMM PAPER DTD 12/09/2020 0.000% 09/22/2021	16677JWN2	50,000,000.00	A-1+	P-1	02/25/21	02/25/21	49,959,361.11	0.14	0.00	49,966,166.67	49,959,600.00
BOFA SECURITIES INC COMM PAPER -- 0.000% 09/30/2021	06054NWW7	25,000,000.00	A-1	NR	03/11/21	03/12/21	24,974,750.00	0.18	0.00	24,977,250.00	24,972,675.00
JP MORGAN SECURITIES LLC COMM PAPER DTD 02/17/2021 0.000% 10/01/2021	46640PX16	50,000,000.00	A-1	P-1	02/17/21	02/18/21	49,950,000.00	0.16	0.00	49,959,333.33	49,937,750.00
EXXON MOBIL CORP COMM PAPER DTD 12/30/2020 0.000% 10/07/2021	30229AX79	50,000,000.00	A-1+	P-1	03/31/21	04/01/21	49,965,875.00	0.13	0.00	49,965,875.00	49,955,450.00
COOPERATIEVE RABOBANK UA COMM PAPER DTD 08/26/2020 0.000% 10/20/2021	21687AXL2	50,000,000.00	A-1	P-1	03/12/21	03/15/21	49,948,291.67	0.17	0.00	49,952,305.56	49,944,350.00
COOPERATIEVE RABOBANK UA COMM PAPER DTD 08/26/2020 0.000% 11/01/2021	21687AY15	50,000,000.00	A-1	P-1	03/25/21	03/25/21	49,947,819.44	0.17	0.00	49,949,472.22	49,939,350.00
EXXON MOBIL CORP COMM PAPER DTD 12/30/2020 0.000% 11/03/2021	30229AY37	50,000,000.00	A-1+	P-1	03/31/21	04/01/21	49,958,000.00	0.14	0.00	49,958,000.00	49,930,500.00
TOYOTA MOTOR CREDIT CORP COMM PAPER DTD 03/18/2021 0.000% 11/12/2021	89233GYC4	50,000,000.00	A-1+	P-1	03/26/21	03/29/21	49,939,833.33	0.19	0.00	49,940,625.00	49,933,250.00
JP MORGAN SECURITIES LLC COMM PAPER DTD 10/01/2020 0.000% 11/17/2021	46640PYH0	25,000,000.00	A-1	P-1	03/01/21	03/02/21	24,967,500.00	0.18	0.00	24,971,250.00	24,958,625.00
JP MORGAN SECURITIES LLC COMM PAPER DTD 03/22/2021 0.000% 12/17/2021	46640PZH9	25,000,000.00	A-1	P-1	03/25/21	03/25/21	24,962,916.67	0.20	0.00	24,963,888.89	24,951,550.00



Managed Account Detail of Securities Held

For the Month Ending **March 31, 2021**

SAN BERNARDINO COUNTY - 76990800

Security Type/Description Dated Date/Coupon/Maturity	CUSIP	Par	S&P Rating	Moody's Rating	Trade Date	Settle Date	Original Cost	YTM at Cost	Accrued Interest	Amortized Cost	Market Value
Security Type Sub-Total		2,000,000,000.00					1,998,194,437.49	0.18	0.00	1,998,976,777.79	1,998,884,975.00
Certificate of Deposit											
ROYAL BANK OF CANADA NY CERT DEPOS DTD 05/20/2020 0.310% 05/03/2021	78012UWD3	50,000,000.00	A-1+	P-1	05/19/20	05/20/20	50,000,000.00	0.31	136,055.56	50,000,000.00	50,007,313.65
NORDEA BANK ABP NEW YORK CERT DEPOS DTD 11/03/2020 0.200% 05/03/2021	65558TS48	50,000,000.00	A-1+	P-1	11/02/20	11/03/20	50,000,000.00	0.20	41,388.89	50,000,000.00	50,002,750.00
SWEDBANK NY CERT DEPOS DTD 11/24/2020 0.210% 05/07/2021	87019VN78	50,000,000.00	A-1	P-1	11/24/20	11/24/20	50,000,000.00	0.21	37,333.33	50,000,000.00	50,003,077.15
SWEDBANK NY CERT DEPOS DTD 11/30/2020 0.200% 05/10/2021	87019VN86	25,000,000.00	A-1	P-1	11/30/20	11/30/20	25,000,000.00	0.20	16,944.44	25,000,000.00	25,001,385.85
NORDEA BANK ABP NEW YORK CERT DEPOS DTD 05/20/2020 0.380% 05/19/2021	65558TYO2	50,000,000.00	A-1+	P-1	05/19/20	05/20/20	50,000,000.00	0.38	166,777.78	50,000,000.00	50,015,615.60
BANK OF NOVA SCOTIA HOUS CERT DEPOS DTD 12/07/2020 0.220% 05/28/2021	06417MMG7	50,000,000.00	A-1	P-1	12/02/20	12/07/20	50,000,000.00	0.22	35,138.89	50,000,000.00	50,005,629.05
SWEDBANK NY CERT DEPOS DTD 01/05/2021 0.180% 05/28/2021	87019VO34	50,000,000.00	A-1	P-1	01/05/21	01/05/21	50,000,000.00	0.18	21,500.00	50,000,000.00	50,002,410.90
BANK OF MONTREAL CHICAGO FLOATING CD DTD 06/05/2020 0.281% 06/01/2021	06367BMN6	50,000,000.00	A-1	P-1	06/04/20	06/05/20	50,000,000.00	0.42	12,077.14	50,000,000.00	50,010,850.00
BANK OF MONTREAL CHICAGO CERT DEPOS DTD 08/25/2020 0.220% 06/02/2021	06367BRX9	50,000,000.00	A-1	P-1	08/24/20	08/25/20	50,000,000.00	0.22	66,916.67	50,000,000.00	50,003,477.90
ROYAL BANK OF CANADA NY CERT DEPOS DTD 11/24/2020 0.230% 06/16/2021	78012UZQ1	50,000,000.00	A-1+	P-1	11/23/20	11/24/20	50,000,000.00	0.23	40,888.89	50,000,000.00	50,005,329.50
SVENSKA HANDELSBANKEN NY CERT DEPOS DTD 07/15/2020 0.330% 07/01/2021	86959RHV5	50,000,000.00	A-1+	P-1	07/14/20	07/15/20	50,000,000.00	0.33	119,166.67	50,000,000.00	50,013,980.90
NORDEA BANK AB NEW YORK CERT DEPOS DTD 07/17/2020 0.290% 07/01/2021	65558TC94	50,000,000.00	A-1+	P-1	07/16/20	07/17/20	50,000,000.00	0.29	103,916.67	50,000,000.00	50,008,881.20
ROYAL BANK OF CANADA NY CERT DEPOS DTD 09/29/2020 0.200% 07/01/2021	78012UXY6	50,000,000.00	A-1+	P-1	09/29/20	09/29/20	50,000,000.00	0.20	51,111.11	50,000,000.00	49,997,417.30



Managed Account Detail of Securities Held

For the Month Ending **March 31, 2021**

SAN BERNARDINO COUNTY - 76990800

Security Type/Description	Dated Date/Coupon/Maturity	CUSIP	Par	S&P Rating	Moody's Rating	Trade Date	Settle Date	Original Cost	YTM at Cost	Accrued Interest	Amortized Cost	Market Value
Certificate of Deposit												
SVENSKA HANDELSBANKEN NY CERT DEPOS DTD 10/01/2020 0.225% 07/01/2021		86959RKN9	50,000,000.00	A-1+	P-1	10/01/20	10/01/20	50,001,892.68	0.22	56,875.00	50,000,630.89	50,000,606.70
BANK OF AMERICA NA CERT DEPOS DTD 10/09/2020 0.200% 07/01/2021		06052TM23	50,000,000.00	A-1	P-1	10/08/20	10/09/20	50,000,000.00	0.20	48,333.33	50,000,000.00	49,997,418.85
BANK OF NOVA SCOTIA HOUS CERT DEPOS DTD 11/24/2020 0.230% 07/01/2021		06417MLZ6	50,000,000.00	A-1	P-1	11/23/20	11/24/20	50,000,000.00	0.23	40,888.89	50,000,000.00	50,001,254.25
BANK OF NOVA SCOTIA HOUSTON CERT DEPOS DTD 07/15/2020 0.350% 07/01/2021		06417MKL8	100,000,000.00	A-1	P-1	07/14/20	07/15/20	100,000,000.00	0.35	252,777.78	100,000,000.00	100,033,062.00
SWEDBANK NY CERT DEPOS DTD 01/06/2021 0.220% 07/07/2021		87019VO59	25,000,000.00	A-1	P-1	01/05/21	01/06/21	25,000,000.00	0.22	12,986.11	25,000,000.00	24,999,992.33
NORDEA BANK ABP NEW YORK CERT DEPOS DTD 01/27/2021 0.150% 07/28/2021		65558T3J2	50,000,000.00	A-1+	P-1	01/27/21	01/27/21	50,000,000.00	0.15	13,333.33	50,000,000.00	49,988,429.40
TORONTO DOMINION BANK NY CERT DEPOS DTD 07/02/2020 0.430% 08/02/2021		89114NN27	35,000,000.00	A-1+	P-1	10/06/20	10/07/20	35,052,132.50	0.25	114,129.17	35,021,445.81	35,025,211.38
BANK OF MONTREAL CHI FLOATING CERT DEPOS DTD 08/28/2020 0.209% 08/02/2021		06367BSQ3	50,000,000.00	A-1	P-1	08/26/20	08/28/20	50,000,000.00	0.25	8,687.55	50,000,000.00	50,009,050.00
ROYAL BANK OF CANADA NY CERT DEPOS DTD 10/01/2020 0.210% 08/02/2021		78012UYE9	50,000,000.00	A-1+	P-1	10/01/20	10/01/20	50,000,000.00	0.21	53,083.33	50,000,000.00	49,998,239.10
SVENSKA HANDELSBANKEN NY CERT DEPOS DTD 11/02/2020 0.230% 08/02/2021		86959RLB4	50,000,000.00	A-1+	P-1	11/02/20	11/02/20	50,000,000.00	0.23	47,916.67	50,000,000.00	50,001,684.85
SVENSKA HANDELSBANKEN NY CERT DEPOS DTD 02/01/2021 0.150% 08/06/2021		86959RMS6	50,000,000.00	A-1+	P-1	02/01/21	02/01/21	50,000,000.00	0.15	12,291.67	50,000,000.00	49,987,555.80
SWEDBANK (NEW YORK) CERT DEPOS DTD 02/25/2021 0.150% 08/11/2021		87019VT31	50,000,000.00	A-1	P-1	02/25/21	02/25/21	50,000,000.00	0.15	7,291.67	50,000,000.00	49,987,074.15
SWEDBANK (NEW YORK) CERT DEPOS DTD 03/23/2021 0.150% 08/12/2021		87019VU70	25,000,000.00	A-1	P-1	03/23/21	03/23/21	25,000,000.00	0.15	937.50	25,000,000.00	24,993,490.75



Managed Account Detail of Securities Held

For the Month Ending **March 31, 2021**

SAN BERNARDINO COUNTY - 76990800

Security Type/Description Dated Date/Coupon/Maturity	CUSIP	Par	S&P Rating	Moody's Rating	Trade Date	Settle Date	Original Cost	YTM at Cost	Accrued Interest	Amortized Cost	Market Value
Certificate of Deposit											
SVENSKA HANDELSBANKEN NY CERT DEPOS DTD 11/24/2020 0.260% 08/25/2021	86959RLQ1	50,000,000.00	A-1+	P-1	11/23/20	11/24/20	50,000,000.00	0.26	46,222.22	50,000,000.00	50,008,118.15
BANK OF NOVA SCOTIA HOUS CERT DEPOS DTD 12/08/2020 0.250% 09/01/2021	06417MMK8	50,000,000.00	A-1	P-1	12/07/20	12/08/20	50,000,000.00	0.25	39,583.33	50,000,000.00	50,006,373.75
ROYAL BANK OF CANADA NY CERT DEPOS DTD 01/28/2021 0.150% 09/01/2021	78012UE35	50,000,000.00	A-1+	P-1	01/28/21	01/28/21	50,000,000.00	0.15	13,125.00	50,000,000.00	49,985,029.70
SWEDBANK NY CERT DEPOS DTD 02/26/2021 0.170% 09/02/2021	87019VT23	50,000,000.00	A-1	P-1	02/24/21	02/26/21	50,000,000.00	0.17	8,027.78	50,000,000.00	49,989,238.90
SVENSKA HANDELSBANKEN NY CERT DEPOS DTD 03/15/2021 0.170% 10/01/2021	86959RPC8	50,000,000.00	A-1+	P-1	03/12/21	03/15/21	50,000,000.00	0.17	4,013.89	50,000,000.00	49,979,576.80
TORONTO DOMINION BANK NY CERT DEPOS DTD 03/17/2021 0.170% 10/01/2021	89114W4P7	50,000,000.00	A-1+	P-1	03/17/21	03/17/21	50,000,000.00	0.17	3,541.67	50,000,000.00	49,979,577.40
SWEDBANK (NEW YORK) CERT DEPOS DTD 03/29/2021 0.170% 10/04/2021	87019VU96	25,000,000.00	A-1	P-1	03/29/21	03/29/21	25,000,000.00	0.17	354.17	25,000,000.00	24,989,624.28
TORONTO DOMINION BANK NY CERT DEPOS DTD 03/24/2021 0.170% 10/06/2021	89114W5B7	50,000,000.00	A-1+	P-1	03/23/21	03/24/21	50,000,000.00	0.17	1,888.89	50,000,000.00	49,979,025.30
TORONTO DOMINION BANK NY CERT DEPOS DTD 02/26/2021 0.160% 11/01/2021	89114W2H7	50,000,000.00	A-1+	P-1	02/24/21	02/26/21	50,000,000.00	0.16	7,555.56	50,000,000.00	49,973,154.10
TORONTO DOMINION BANK NY CERT DEPOS DTD 03/30/2021 0.170% 01/03/2022	89114W5K7	25,000,000.00	A-1+	P-1	03/29/21	03/30/21	25,000,000.00	0.17	236.11	25,000,000.00	24,978,809.45
TORONTO DOMINION BANK NY CERT DEPOS DTD 03/15/2021 0.190% 01/03/2022	89114W4H5	50,000,000.00	A-1+	P-1	03/15/21	03/15/21	50,000,000.00	0.19	4,486.11	50,000,000.00	49,965,315.85
BANK OF MONTREAL CHICAGO CERT DEPOS DTD 02/16/2021 0.200% 02/01/2022	06367CB48	50,000,000.00	A-1	P-1	02/12/21	02/16/21	50,000,000.00	0.20	12,222.22	50,000,000.00	49,965,941.65



Managed Account Detail of Securities Held

For the Month Ending **March 31, 2021**

SAN BERNARDINO COUNTY - 76990800

Security Type/Description	Dated Date/Coupon/Maturity	CUSIP	Par	S&P Rating	Moody's Rating	Trade Date	Settle Date	Original Cost	YTM at Cost	Accrued Interest	Amortized Cost	Market Value
Certificate of Deposit												
TORONTO DOMINION BANK NY CERT DEPOS	03/15/2021 0.210% 02/01/2022	89114W4E2	50,000,000.00	A-1+	P-1	03/12/21	03/15/21	50,000,000.00	0.21	4,958.33	50,000,000.00	49,970,212.75
ROYAL BANK OF CANADA NY CERT DEPOS	03/15/2021 0.220% 03/01/2022	78012UJ55	50,000,000.00	A-1+	P-1	03/12/21	03/15/21	50,000,000.00	0.22	5,194.44	50,000,000.00	49,972,143.15
Security Type Sub-Total			1,910,000,000.00					1,910,054,025.18	0.23	1,670,157.76	1,910,022,076.70	1,909,843,329.79
Bank Note												
US BANK BANK NOTE (CALLABLE)	11/16/2018 3.450% 11/16/2021	90331HNX7	10,000,000.00	AA-	A1	11/13/18	11/16/18	9,986,200.00	3.50	129,375.00	9,997,116.61	10,171,620.00
US BANK NA CINCINNATI BKNT (CALLABLE)	01/21/2020 1.800% 01/21/2022	90331HPJ6	8,000,000.00	AA-	A1	01/17/20	01/21/20	7,997,200.00	1.82	28,000.00	7,998,870.04	8,086,736.00
US BANK NA CORP NOTE (CALLABLE)	05/23/2019 2.650% 05/23/2022	90331HPC1	7,000,000.00	AA-	A1	05/21/19	05/23/19	6,992,580.00	2.69	65,955.56	6,997,176.88	7,175,049.00
WELLS FARGO BANK NA CALLABLE BANK NOTE	09/11/2019 2.082% 09/09/2022	94988J6A0	20,000,000.00	A+	Aa2	09/04/19	09/11/19	20,000,000.00	2.08	25,446.67	20,000,000.00	20,142,880.00
Security Type Sub-Total			45,000,000.00					44,975,980.00	2.45	248,777.23	44,993,163.53	45,576,285.00
Asset-Backed Security												
MBALT 2019-B A2	11/20/2019 2.010% 12/15/2021	58769OAB7	279,454.98	AAA	NR	11/13/19	11/20/19	279,440.28	2.01	249.65	279,449.96	279,639.34
MBALT 2020-A A2	01/29/2020 1.820% 03/15/2022	58770FAB8	954,043.20	AAA	Aaa	01/21/20	01/29/20	954,003.99	1.82	771.71	954,025.62	956,005.19
TAOT 2019-C A2A	08/14/2019 2.000% 04/15/2022	89238UAB6	375,647.24	AAA	Aaa	08/06/19	08/14/19	375,629.77	2.00	333.91	375,640.45	376,053.39
HAROT 2019-3 A2	08/27/2019 1.900% 04/15/2022	43815NAB0	736,886.41	AAA	Aaa	08/21/19	08/27/19	736,834.83	1.90	622.26	736,866.09	737,932.13



Managed Account Detail of Securities Held

For the Month Ending **March 31, 2021**

SAN BERNARDINO COUNTY - 76990800

Security Type/Description Dated Date/Coupon/Maturity	CUSIP	Par	S&P Rating	Moody's Rating	Trade Date	Settle Date	Original Cost	YTM at Cost	Accrued Interest	Amortized Cost	Market Value
Asset-Backed Security											
MBART 2019-1 A2A DTD 09/25/2019 2.040% 06/15/2022	58769TAB1	889,887.33	AAA	Aaa	09/18/19	09/25/19	889,802.26	2.04	806.83	889,849.67	891,229.55
HAROT 2019-4 A2 DTD 11/26/2019 1.860% 06/20/2022	43813VAB4	2,707,486.72	AAA	NR	11/19/19	11/26/19	2,707,319.39	1.86	1,818.53	2,707,407.25	2,715,915.94
HART 2019-B A2 DTD 11/06/2019 1.930% 07/15/2022	44891JAB4	442,653.96	AAA	NR	10/29/19	11/06/19	442,626.56	1.93	379.70	442,640.85	443,396.07
TAOT 2019-D A2 DTD 11/13/2019 1.920% 07/15/2022	89233MAB9	2,128,147.91	AAA	Aaa	11/06/19	11/13/19	2,127,990.63	1.92	1,816.02	2,128,072.09	2,133,242.70
MBALT 2019-B A3 DTD 11/20/2019 2.000% 10/17/2022	58769OAC5	2,500,000.00	AAA	NR	11/13/19	11/20/19	2,499,602.50	2.01	2,222.22	2,499,788.90	2,522,742.25
HAROT 2020-1 A2 DTD 02/26/2020 1.630% 10/21/2022	43813RAB3	4,549,458.23	NR	Aaa	02/19/20	02/26/20	4,548,997.37	1.63	2,059.89	4,549,187.81	4,570,395.29
TAOT 2020-A A2 DTD 02/12/2020 1.670% 11/15/2022	89232HAB1	6,055,964.53	AAA	Aaa	02/04/20	02/12/20	6,055,890.04	1.67	4,494.87	6,055,920.66	6,079,338.13
MBALT 2020-A A3 DTD 01/29/2020 1.840% 12/15/2022	58770FAC6	5,000,000.00	AAA	Aaa	01/21/20	01/29/20	4,999,341.00	1.84	4,088.89	4,999,609.37	5,053,525.00
JOHN DEERE OWNER TRUST OTHER ABS DTD 03/11/2020 1.010% 01/15/2023	47789KAB9	2,442,460.35	NR	Aaa	03/04/20	03/11/20	2,442,287.67	1.01	1,096.39	2,442,351.76	2,447,260.03
HAROT 2019-1 A3 DTD 02/27/2019 2.830% 03/20/2023	43814WAC9	2,956,414.72	AAA	NR	02/19/19	02/27/19	2,956,335.49	2.83	3,021.29	2,956,376.33	2,997,782.06
HAROT 2019-2 A3 DTD 05/29/2019 2.520% 06/21/2023	43815MAC0	7,677,511.18	NR	Aaa	05/21/19	05/29/19	7,677,224.81	2.52	5,374.26	7,677,354.68	7,791,826.25
JDOT 2019-A A3 DTD 03/13/2019 2.910% 07/15/2023	47789JAD8	3,026,138.39	NR	Aaa	03/05/19	03/13/19	3,025,766.48	2.91	3,913.81	3,025,942.46	3,069,269.34
TAOT 2019-A A3 DTD 02/13/2019 2.910% 07/15/2023	89239AAD5	5,963,244.53	AAA	Aaa	02/05/19	02/13/19	5,962,158.03	2.91	7,712.46	5,962,682.08	6,057,524.62
HAROT 2019-3 A3 DTD 08/27/2019 1.780% 08/15/2023	43815NAC8	4,750,000.00	AAA	Aaa	08/21/19	08/27/19	4,749,960.58	1.78	3,757.78	4,749,976.44	4,808,968.40



Managed Account Detail of Securities Held

For the Month Ending **March 31, 2021**

SAN BERNARDINO COUNTY - 76990800

Security Type/Description Dated Date/Coupon/Maturity	CUSIP	Par	S&P Rating	Moody's Rating	Trade Date	Settle Date	Original Cost	YTM at Cost	Accrued Interest	Amortized Cost	Market Value
Asset-Backed Security											
TAOT 2019-B A3 DTD 05/08/2019 2.570% 08/15/2023	89239JAD6	4,804,620.89	AAA	Aaa	04/30/19	05/08/19	4,803,854.55	2.57	5,487.94	4,804,195.47	4,875,062.40
TAOT 2019-C A3 DTD 08/14/2019 1.910% 09/15/2023	89238UAD2	5,000,000.00	AAA	Aaa	08/06/19	08/14/19	4,999,959.00	1.91	4,244.44	4,999,975.37	5,058,952.00
BAACT 2018-A2 A2 DTD 05/17/2018 3.000% 09/15/2023	05522RCZ9	10,000,000.00	AAA	Aaa	09/30/19	10/02/19	10,170,312.50	2.55	13,333.33	10,105,796.62	10,010,172.00
JDOT 2019-B A3 DTD 07/24/2019 2.210% 12/15/2023	477870AC3	2,337,076.07	NR	Aaa	07/16/19	07/24/19	2,336,579.91	2.22	2,295.53	2,336,770.65	2,367,104.69
TAOT 2019-D A3 DTD 11/13/2019 1.920% 01/16/2024	89233MAD5	4,500,000.00	AAA	Aaa	11/06/19	11/13/19	4,499,675.10	1.92	3,840.00	4,499,782.69	4,572,067.95
HAROT 2019-4 A3 DTD 11/26/2019 1.830% 01/18/2024	43813VAC2	9,000,000.00	AAA	NR	11/19/19	11/26/19	8,998,396.20	1.83	5,947.50	8,998,917.38	9,148,049.10
HART 2019-B A3 DTD 11/06/2019 1.940% 02/15/2024	44891JAC2	3,750,000.00	AAA	NR	10/29/19	11/06/19	3,749,827.13	1.94	3,233.33	3,749,883.79	3,805,740.00
MBART 2019-1 A3 DTD 09/25/2019 1.930% 03/15/2024	58769TAD7	7,000,000.00	AAA	Aaa	09/18/19	09/25/19	6,999,036.10	1.93	6,004.44	6,999,363.11	7,091,908.60
HAROT 2020-1 A3 DTD 02/26/2020 1.610% 04/22/2024	43813RAC1	10,000,000.00	NR	Aaa	02/19/20	02/26/20	9,998,040.00	1.61	4,472.22	9,998,556.81	10,172,920.00
TAOT 2020-A A3 DTD 02/12/2020 1.660% 05/15/2024	89232HAC9	15,000,000.00	AAA	Aaa	02/04/20	02/12/20	14,998,917.00	1.66	11,066.67	14,999,205.52	15,256,386.00
JOHN DEERE OWNER TRUST DTD 03/11/2020 1.100% 08/15/2024	47789KAC7	5,000,000.00	NR	Aaa	03/04/20	03/11/20	4,999,694.50	1.10	2,444.44	4,999,767.38	5,041,565.50
CHAIT 2012-A7 A7 DTD 10/09/2012 2.160% 09/15/2024	161571FO2	10,000,000.00	AAA	NR	09/17/19	09/18/19	10,060,156.25	2.03	9,600.00	10,041,654.25	10,276,673.00
CHAIT 2020-A1 A1 DTD 02/18/2020 1.530% 01/15/2025	161571HP2	8,000,000.00	AAA	NR	02/10/20	02/18/20	7,998,167.20	1.53	5,440.00	7,998,584.26	8,179,866.40
Security Type Sub-Total		147,827,096.64					148,043,827.12	1.97	121,950.31	147,965,595.77	149,788,513.32



Managed Account Detail of Securities Held

For the Month Ending **March 31, 2021**

SAN BERNARDINO COUNTY - 76990800

Security Type/Description Dated Date/Coupon/Maturity	CUSIP	Par	S&P Rating	Moody's Rating	Trade Date	Settle Date	Original Cost	YTM at Cost	Accrued Interest	Amortized Cost	Market Value
Managed Account Sub-Total		9,195,205,435.86					9,197,204,432.29	0.88	19,015,749.39	9,203,656,351.74	9,287,339,624.60
Securities Sub-Total		\$9,195,205,435.86					\$9,197,204,432.29	0.88%	\$19,015,749.39	\$9,203,656,351.74	\$9,287,339,624.60
Accrued Interest											\$19,015,749.39
Total Investments											\$9,306,355,373.99

Bolded items are forward settling trades.



Managed Account Fair Market Value & Analytics

For the Month Ending **March 31, 2021**

SAN BERNARDINO COUNTY - 76990800

Security Type/Description	Dated Date/Coupon/Maturity	CUSIP	Par	Broker	Next Call Date	Market Price	Market Value	Unreal G/L On Cost	Unreal G/L Amort Cost	Effective Duration	YTM at Mkt
U.S. Treasury Bond / Note											
US TREASURY NOTES	DTD 05/31/2016 1.375% 05/31/2021	912828R77	25,000,000.00	RBC CAP		100.22	25,054,687.50	719,726.56	79,288.21	0.17	0.07
US TREASURY NOTES	DTD 05/31/2014 2.000% 05/31/2021	912828WN6	50,000,000.00	BARCLAYS		100.31	50,156,250.00	(291,015.63)	139,866.64	0.17	0.13
US TREASURY NOTES	DTD 07/31/2014 2.250% 07/31/2021	912828WY2	100,000,000.00	MORGANST		100.73	100,734,380.00	808,598.75	745,291.87	0.34	0.07
US TREASURY NOTES	DTD 09/30/2016 1.125% 09/30/2021	912828T34	25,000,000.00	MIZUHO		100.53	25,132,812.50	934,570.31	237,041.02	0.50	0.06
US TREASURY NOTES	DTD 12/01/2014 1.875% 11/30/2021	912828G53	25,000,000.00	BMO		101.20	25,300,780.00	566,405.00	336,540.04	0.66	0.07
US TREASURY NOTES	DTD 02/02/2015 1.500% 01/31/2022	912828H86	50,000,000.00	TD SEC U		101.19	50,593,750.00	1,814,453.12	799,448.59	0.83	0.08
US TREASURY NOTES	DTD 02/28/2017 1.875% 02/28/2022	912828W55	25,000,000.00	CITIGRP		101.63	25,406,250.00	583,007.81	444,199.94	0.91	0.10
US TREASURY NOTES	DTD 06/30/2020 0.125% 06/30/2022	912828ZX1	100,000,000.00	CITIGRP		100.02	100,015,620.00	(23,442.50)	(23,271.55)	1.25	0.11
US TREASURY NOTES	DTD 06/30/2020 0.125% 06/30/2022	912828ZX1	100,000,000.00	RBC CAP		100.02	100,015,620.00	(31,255.00)	(31,049.86)	1.25	0.11
US TREASURY NOTES	DTD 07/31/2017 1.875% 07/31/2022	9128282P4	100,000,000.00	RBC		102.34	102,343,750.00	3,597,656.25	2,856,711.65	1.32	0.12
US TREASURY NOTES	DTD 11/02/2015 1.875% 10/31/2022	912828M49	25,000,000.00	BMO_DIR		102.73	25,683,595.00	944,337.19	767,508.69	1.56	0.14
US TREASURY NOTES	DTD 05/31/2016 1.625% 05/31/2023	912828R69	50,000,000.00	DEUTSCHE		103.06	51,531,250.00	2,873,046.87	2,231,395.00	2.13	0.21
US TREASURY NOTES	DTD 06/30/2016 1.375% 06/30/2023	912828S35	25,000,000.00	MIZUHO		102.63	25,656,250.00	955,078.12	841,045.67	2.22	0.21
US TREASURY NOTES	DTD 06/30/2016 1.375% 06/30/2023	912828S35	50,000,000.00	WELLSFAR		102.63	51,312,500.00	3,189,453.12	2,306,751.65	2.22	0.21
US TREASURY NOTES	DTD 07/02/2018 2.625% 06/30/2023	9128284U1	50,000,000.00	SOC GEN		105.44	52,718,750.00	2,083,984.37	2,381,633.54	2.19	0.20
US TREASURY NOTES	DTD 06/30/2016 1.375% 06/30/2023	912828S35	100,000,000.00	SOC GEN		102.63	102,625,000.00	6,589,843.75	4,741,648.36	2.22	0.21
US TREASURY NOTES	DTD 08/01/2016 1.250% 07/31/2023	912828S92	100,000,000.00	BNP		102.41	102,406,250.00	6,140,625.00	4,410,003.55	2.31	0.22



Managed Account Fair Market Value & Analytics

For the Month Ending **March 31, 2021**

SAN BERNARDINO COUNTY - 76990800

Security Type/Description Dated Date/Coupon/Maturity	CUSIP	Par	Broker	Next Call Date	Market Price	Market Value	Unreal G/L On Cost	Unreal G/L Amort Cost	Effective Duration	YTM at Mkt
U.S. Treasury Bond / Note										
US TREASURY NOTES DTD 08/31/2016 1.375% 08/31/2023	912828D1	100,000,000.00	MORGANST		102.78	102,781,250.00	6,218,750.00	4,657,410.27	2.38	0.22
US TREASURY NOTES DTD 05/15/2014 2.500% 05/15/2024	912828WJ5	50,000,000.00	BNP		106.59	53,296,875.00	1,234,375.00	1,903,954.38	3.00	0.38
US TREASURY NOTES DTD 05/15/2014 2.500% 05/15/2024	912828WJ5	50,000,000.00	WELLSFAR		106.59	53,296,875.00	1,685,546.87	2,150,237.00	3.00	0.38
US TREASURY NOTES DTD 06/30/2017 2.000% 06/30/2024	912828XX3	50,000,000.00	DAIWA		105.06	52,531,250.00	1,644,531.25	1,926,506.79	3.15	0.43
US TREASURY NOTES DTD 06/30/2017 2.000% 06/30/2024	912828XX3	50,000,000.00	MORGANST		105.06	52,531,250.00	1,513,671.87	1,822,590.19	3.15	0.43
US TREASURY NOTES DTD 06/30/2017 2.000% 06/30/2024	912828XX3	50,000,000.00	RBC		105.06	52,531,250.00	1,595,703.12	1,878,568.47	3.15	0.43
US TREASURY NOTES DTD 06/30/2019 1.750% 06/30/2024	9128286Z8	50,000,000.00	MORGANST		104.25	52,125,000.00	1,951,171.87	2,000,956.58	3.16	0.43
US TREASURY NOTES DTD 07/31/2017 2.125% 07/31/2024	9128282N9	50,000,000.00	TOR DOM		105.55	52,773,440.00	1,298,830.62	1,750,876.12	3.23	0.45
US TREASURY NOTES DTD 02/17/2015 2.000% 02/15/2025	912828J27	50,000,000.00	MIZUHO		105.31	52,656,250.00	2,080,078.12	2,223,203.62	3.75	0.61
US TREASURY NOTES DTD 05/15/2015 2.125% 05/15/2025	912828XB1	50,000,000.00	BMO		105.84	52,921,875.00	1,812,500.00	2,079,913.64	3.95	0.69

Security Type Sub-Total		1,550,000,000.00				1,594,132,810.00	52,490,231.81	45,658,270.07	2.03	0.24
--------------------------------	--	-------------------------	--	--	--	-------------------------	----------------------	----------------------	-------------	-------------

Supra-National Agency Bond / Note										
INTER-AMERICAN DEVELOPMENT BANK NOTE DTD 04/19/2018 2.625% 04/19/2021	4581X0DB1	50,000,000.00	CITIGRP		100.09	50,045,700.00	155,700.00	47,506.57	0.05	0.88
INTL BANK OF RECONSTRUCTION AND DEV NOTE DTD 07/25/2018 2.750% 07/23/2021	459058GH0	50,000,000.00	MORGANST		100.79	50,395,650.00	512,650.00	407,735.01	0.31	0.23
INTL BANK OF RECON AND DEV GLOBAL NOTES DTD 12/13/2017 2.125% 12/13/2021	459058GF4	20,000,000.00	DEUTSCHE		101.37	20,274,600.00	319,600.00	282,485.01	0.70	0.17



Managed Account Fair Market Value & Analytics

For the Month Ending **March 31, 2021**

SAN BERNARDINO COUNTY - 76990800

Security Type/Description Dated Date/Coupon/Maturity	CUSIP	Par	Broker	Next Call Date	Market Price	Market Value	Unreal G/L On Cost	Unreal G/L Amort Cost	Effective Duration	YTM at Mkt
Supra-National Agency Bond / Note										
INTL BANK OF RECONSTRUCTION AND DEV NOTE DTD 01/26/2017 2.000% 01/26/2022	459058FY4	50,000,000.00	CIBC		101.49	50,746,600.00	(150,700.00)	(18,144.32)	0.82	0.18
INTER-AMERICAN DEVELOPMENT BANK NOTE DTD 09/26/2018 3.000% 09/26/2022	4581X0DD7	25,000,000.00	JPMCHASE		104.10	26,024,275.00	1,080,275.00	1,045,088.14	1.47	0.24
INTER-AMERICAN DEVEL BK CORPORATE NOTES DTD 04/24/2020 0.500% 05/24/2023	4581X0DM7	20,000,000.00	RBC CAP		100.54	20,108,000.00	114,800.00	112,732.80	2.14	0.25
INTER-AMERICAN DEVELOPMENT BANK NOTE DTD 10/04/2013 3.000% 10/04/2023	4581X0CC0	25,000,000.00	BMO		106.62	26,654,575.00	1,174,575.00	1,389,388.03	2.41	0.35
INTL BK RECON & DEVELOP CORPORATE NOTES DTD 11/24/2020 0.250% 11/24/2023	459058JM6	25,000,000.00	TD		99.75	24,936,850.00	(9,400.00)	(15,683.11)	2.64	0.35
INTL BANK OF RECON AND DEV SN (FLOATER) DTD 06/16/2020 0.400% 06/17/2024	45906M2B6	10,000,000.00	BMO		100.82	10,081,630.00	81,630.00	81,630.00	0.00	0.40
Security Type Sub-Total		275,000,000.00				279,267,880.00	3,279,130.00	3,332,738.13	1.02	0.36

NOW Account										
BANK OF THE WEST MONEY MARKET FUND	BKOFWEST7	8,000,000.00			1.00	8,000,000.00	0.00	0.00	0.00	0.10
BANK OF THE WEST MONEY MARKET FUND	BKOFWEST7	75,000,000.00	DIRECT		1.00	75,000,000.00	0.00	0.00	0.00	0.10
Security Type Sub-Total		83,000,000.00				83,000,000.00	0.00	0.00	0.00	0.10

Money Market Mutual Fund										
FEDERATED GOVT OBLIGATIONS FUND	608919718	1,000,000.00			1.00	1,000,000.00	0.00	0.00	0.00	0.02
FIDELITY GOVT MM FUND 2642	31607A703	1,000,000.00			1.00	1,000,000.00	0.00	0.00	0.00	0.01
Security Type Sub-Total		2,000,000.00				2,000,000.00	0.00	0.00	0.00	0.02

Joint Powers Authority										
-------------------------------	--	--	--	--	--	--	--	--	--	--



Managed Account Fair Market Value & Analytics

For the Month Ending **March 31, 2021**

SAN BERNARDINO COUNTY - 76990800

Security Type/Description Dated Date/Coupon/Maturity	CUSIP	Par	Broker	Next Call Date	Market Price	Market Value	Unreal G/L On Cost	Unreal G/L Amort Cost	Effective Duration	YTM at Mkt
Joint Powers Authority										
CALIFORNIA ASSET MANAGEMENT PROGRAM	CAMPMF025	60,000,000.00	DIRECT		1.00	60,000,000.00	0.00	0.00	0.00	0.07
CALIFORNIA ASSET MANAGEMENT PROGRAM	CAMPMF025	60,000,000.00	DIRECT		1.00	60,000,000.00	0.00	0.00	0.00	0.07
Security Type Sub-Total		120,000,000.00				120,000,000.00	0.00	0.00	0.00	0.07
Federally Insured Cash Account										
STONECASTLE FICA	FICAMF003	25,000,000.00			1.00	25,000,000.00	0.00	0.00	0.00	0.05
Security Type Sub-Total		25,000,000.00				25,000,000.00	0.00	0.00	0.00	0.05
Federal Agency Collateralized Mortgage Obligation										
FHMS K033 A2 DTD 10/01/2013 3.060% 07/01/2023	3137B4WB8	2,800,000.00	CANTFIT		105.46	2,952,934.91	(25,783.84)	(3,325.04)	2.18	0.62
FHMS KMP1 A2 DTD 09/01/2017 2.982% 08/01/2024	3137FATE8	50,000,000.00	JPMCHAS		106.41	53,203,090.50	(820,347.00)	(720,485.86)	3.18	1.03
FHMS K729 A2 DTD 12/01/2017 3.136% 10/01/2024	3137FCM43	16,500,000.00	CANTFIT		107.17	17,682,367.23	(287,164.02)	(219,221.49)	3.32	1.05
FHMS K045 A2 DTD 05/01/2015 3.023% 01/01/2025	3137BHXJ1	25,000,000.00	MS		107.87	26,968,299.00	(497,521.31)	(322,107.26)	3.55	0.89
FHMS KJ32 A1 DTD 11/01/2020 0.516% 06/01/2025	3137F72U8	2,576,218.80	JPM		97.51	2,511,954.74	(64,253.76)	(64,254.52)	3.33	1.13
FRESB 2021-SB82 A5 DTD 01/01/2021 0.670% 11/01/2025	30318CAA5	1,498,964.44	PIPER J		100.49	1,506,315.36	(0.01)	290.82	4.52	0.56
FRESB 2021-SB82 A5 DTD 01/01/2021 0.670% 11/01/2025	30318CAA5	3,497,583.70	WELLS_F		100.49	3,514,735.85	0.00	678.61	4.52	0.56
FHMS KJ33 A1 DTD 02/01/2021 0.440% 12/01/2025	3137F9ZD6	11,969,972.40	JPMCHAS		97.53	11,674,202.40	(295,386.96)	(295,394.45)	3.24	0.98
FRESB 2021-SB83 DTD 02/01/2021 0.670% 01/01/2026	30318NAA1	3,995,599.88	JPMCHAS		100.47	4,014,363.22	0.00	432.92	4.68	0.57
Security Type Sub-Total		117,838,339.22				124,028,263.21	(1,990,456.90)	(1,623,386.27)	3.37	0.96



Managed Account Fair Market Value & Analytics

For the Month Ending **March 31, 2021**

SAN BERNARDINO COUNTY - 76990800

Security Type/Description Dated Date/Coupon/Maturity	CUSIP	Par	Broker	Next Call Date	Market Price	Market Value	Unreal G/L On Cost	Unreal G/L Amort Cost	Effective Duration	YTM at Mkt
Federal Agency Bond / Note										
FANNIE MAE NOTES DTD 04/13/2018 2.500% 04/13/2021	3135G0U27	50,000,000.00	BARCLAYS		100.08	50,041,250.00	115,750.00	42,065.69	0.04	0.21
FEDERAL FARM CREDIT BANK NOTES DTD 11/26/2018 2.875% 05/26/2021	3133EJW70	25,000,000.00	DEUTSCHE		100.43	25,108,450.00	152,700.00	111,121.51	0.16	0.09
FEDERAL FARM CREDIT BANK NOTES DTD 11/26/2018 2.875% 05/26/2021	3133EJW70	50,000,000.00	MIZUHO		100.43	50,216,900.00	250,900.00	218,950.44	0.16	0.09
FANNIE MAE NOTES DTD 06/25/2018 2.750% 06/22/2021	3135G0U35	75,000,000.00	TD SEC U		100.61	75,458,025.00	475,275.00	459,319.14	0.23	0.07
FHLB NOTES DTD 03/05/2012 2.375% 09/10/2021	313378JP7	20,000,000.00	MIZUHO		101.03	20,205,040.00	(116,560.00)	134,825.44	0.44	0.07
FEDERAL HOME LOAN BANKS NOTES DTD 10/12/2018 3.000% 10/12/2021	3130AF5B9	50,000,000.00	BARCLAYS		101.56	50,781,500.00	814,000.00	787,252.74	0.53	0.07
FEDERAL HOME LOAN BANKS NOTES DTD 11/08/2019 1.625% 11/19/2021	3130AHJY0	30,000,000.00	WELLSFAR		101.00	30,298,560.00	349,860.00	314,599.89	0.63	0.06
FEDERAL HOME LOAN BANKS NOTES DTD 12/20/2019 1.625% 12/20/2021	3130AHSR5	22,500,000.00	BARCLAYS		101.13	22,754,362.50	278,662.50	263,105.18	0.72	0.06
FANNIE MAE NOTES DTD 01/11/2019 2.625% 01/11/2022	3135G0U92	60,000,000.00	TD		101.99	61,195,020.00	1,238,220.00	1,206,253.58	0.77	0.07
FEDERAL FARM CREDIT BANK NOTES DTD 01/18/2019 2.600% 01/18/2022	3133EJ5P0	50,000,000.00	FTN		102.02	51,010,800.00	1,053,300.00	1,022,122.99	0.79	0.07
FANNIE MAE NOTES DTD 04/12/2019 2.250% 04/12/2022	3135G0V59	75,000,000.00	BARCLAYS		102.21	76,655,475.00	1,901,475.00	1,739,869.16	1.02	0.11
FEDERAL FARM CREDIT BANK NOTES DTD 05/06/2020 0.250% 05/06/2022	3133ELYR9	100,000,000.00	JPMCHAS		100.15	100,146,500.00	273,500.00	216,089.04	1.10	0.12
FEDERAL HOME LOAN BANK DTD 06/01/2012 2.125% 06/10/2022	313379O69	25,000,000.00	WELLSFAR		102.38	25,594,775.00	438,275.00	530,550.94	1.18	0.13
FFCB NOTES DTD 12/16/2019 1.630% 06/15/2022	3133ELDK7	40,000,000.00	INCAPITA		101.81	40,724,280.00	726,399.20	725,302.42	1.20	0.13
FREDDIE MAC NOTES DTD 07/23/2020 0.125% 07/25/2022	3137EAET2	25,000,000.00	WELLS_F		100.00	24,999,550.00	56,050.00	36,599.18	1.32	0.13
FANNIE MAE NOTES DTD 09/06/2019 1.375% 09/06/2022	3135G0W33	75,000,000.00	BARCLAYS		101.76	76,316,325.00	1,577,325.00	1,440,871.53	1.42	0.15
FEDERAL HOME LOAN BANKS NOTES DTD 08/13/2012 2.000% 09/09/2022	313380GJ0	10,000,000.00	WELLSFAR		102.66	10,266,340.00	115,840.00	194,828.71	1.43	0.15



Managed Account Fair Market Value & Analytics

For the Month Ending **March 31, 2021**

SAN BERNARDINO COUNTY - 76990800

Security Type/Description Dated Date/Coupon/Maturity	CUSIP	Par	Broker	Next Call Date	Market Price	Market Value	Unreal G/L On Cost	Unreal G/L Amort Cost	Effective Duration	YTM at Mkt
Federal Agency Bond / Note										
FEDERAL HOME LOAN BANK NOTES DTD 10/22/2020 0.125% 10/21/2022	3130AKDH6	64,000,000.00	CITIGRP		99.97	63,978,752.00	63,232.00	44,574.55	1.56	0.15
FFCB NOTES DTD 11/23/2020 0.125% 11/23/2022	3133EMGX4	75,000,000.00	BARCLAY		99.95	74,961,375.00	104,625.00	79,310.96	1.65	0.16
FEDERAL FARM CREDIT BANK NOTES(CALLABLE) DTD 01/24/2020 1.640% 01/24/2023	3133ELJN5	10,000,000.00	OTHER	01/24/22	101.24	10,124,220.00	129,220.00	127,244.64	0.81	0.95
FEDERAL FARM CREDIT BANK NOTES(CALLABLE) DTD 01/24/2020 1.640% 01/24/2023	3133ELJN5	20,000,000.00	DAIWA	01/24/22	101.24	20,248,440.00	258,440.00	254,489.27	0.81	0.95
FEDERAL FARM CREDIT BANK NOTES(CALLABLE) DTD 01/24/2020 1.640% 01/24/2023	3133ELJN5	20,000,000.00	FCSTONE	01/24/22	101.24	20,248,440.00	258,440.00	254,489.27	0.81	0.95
FEDERAL FARM CREDIT BANK NOTES DTD 02/03/2021 0.125% 02/03/2023	3133EMPH9	10,000,000.00	CASTLE		99.91	9,990,580.00	(3,820.00)	(4,257.26)	1.84	0.18
FEDERAL FARM CREDIT BANK NOTES DTD 02/03/2021 0.125% 02/03/2023	3133EMPH9	40,000,000.00	TOR DOM		99.91	39,962,320.00	(15,280.00)	(17,029.04)	1.84	0.18
FEDERAL HOME LOAN BANKS NOTES DTD 02/21/2020 1.375% 02/17/2023	3130AJ7E3	50,000,000.00	WELLSFAR		102.25	51,123,000.00	1,215,000.00	1,180,879.12	1.86	0.18
FEDERAL HOME LOAN BANKS NOTES DTD 03/01/2018 2.750% 03/10/2023	3130ADRG9	10,000,000.00	TOR DOM		104.99	10,498,640.00	455,960.00	478,773.18	1.90	0.18
FREDDIE MAC NOTES DTD 04/20/2020 0.375% 04/20/2023	3137EAEQ8	50,000,000.00	CITIGRP		100.39	50,193,150.00	318,150.00	278,652.28	2.05	0.19
FREDDIE MAC NOTES (CALLABLE) DTD 05/04/2020 0.450% 05/04/2023	3134GVRD2	50,000,000.00	RBC	05/04/21	100.04	50,017,650.00	17,650.00	17,650.00	0.09	0.43
FREDDIE MAC NOTES DTD 05/07/2020 0.375% 05/05/2023	3137EAER6	100,000,000.00	WELLS_F		100.37	100,373,200.00	415,200.00	402,557.73	2.09	0.20
FANNIE MAE NOTES DTD 05/22/2020 0.250% 05/22/2023	3135G04Q3	100,000,000.00	CITIGRP		100.11	100,114,600.00	415,600.00	329,285.84	2.14	0.20
FFCB FLOATING NOTES DTD 06/09/2020 0.330% 06/09/2023	3133ELH72	45,000,000.00	LOOP CA		100.61	45,275,175.00	275,175.00	275,175.00	0.00	0.33
FREDDIE MAC NOTES DTD 06/26/2020 0.250% 06/26/2023	3137EAES4	23,000,000.00	TOR DOM		100.10	23,022,379.00	89,539.00	72,427.00	2.23	0.21



Managed Account Fair Market Value & Analytics

For the Month Ending **March 31, 2021**

SAN BERNARDINO COUNTY - 76990800

Security Type/Description	CUSIP	Par	Broker	Next Call Date	Market Price	Market Value	Unreal G/L On Cost	Unreal G/L Amort Cost	Effective Duration	YTM at Mkt
Federal Agency Bond / Note										
FANNIE MAE NOTES DTD 07/10/2020 0.250% 07/10/2023	3135G05G4	50,000,000.00	CITIGRP		100.02	50,010,800.00	118,300.00	92,284.02	2.27	0.24
FEDERAL FARM CREDIT BANKS NOTES DTD 08/14/2019 1.600% 08/14/2023	3133EKZK5	10,000,000.00	WELLSFAR		103.19	10,318,610.00	271,510.00	290,434.69	2.33	0.25
FREDDIE MAC NOTES DTD 08/21/2020 0.250% 08/24/2023	3137EAEV7	45,000,000.00	CITIGRP		100.00	44,999,505.00	45,405.00	36,082.87	2.39	0.25
FREDDIE MAC NOTES DTD 09/04/2020 0.250% 09/08/2023	3137EAEW5	32,000,000.00	WELLS_F		99.95	31,984,128.00	(5,312.00)	(7,320.23)	2.43	0.27
FREDDIE MAC NOTES DTD 10/16/2020 0.125% 10/16/2023	3137EAEY1	64,000,000.00	WELLS_F		99.61	63,748,224.00	(13,056.00)	(49,463.53)	2.54	0.28
FREDDIE MAC NOTES DTD 11/05/2020 0.250% 11/06/2023	3137EAEZ8	75,000,000.00	CITIGRP		99.90	74,921,550.00	(10,950.00)	(20,003.38)	2.59	0.29
FANNIE MAE NOTES DTD 11/25/2020 0.250% 11/27/2023	3135G06H1	50,000,000.00	JPMCHAS		99.89	49,946,500.00	3,500.00	(3,098.91)	2.65	0.29
FREDDIE MAC NOTES DTD 12/04/2020 0.250% 12/04/2023	3137EAF A2	62,000,000.00	CITIGRP		99.89	61,933,226.00	(5,394.00)	(12,008.47)	2.67	0.29
FANNIE MAE NOTES DTD 02/08/2019 2.500% 02/05/2024	3135G0V34	100,000,000.00	JPM_CHAS		106.11	106,107,700.00	6,479,700.00	6,319,921.61	2.76	0.34
FHLB BONDS DTD 02/15/2019 2.500% 02/13/2024	3130AFW94	50,000,000.00	BARCLAYS		106.16	53,077,600.00	3,254,600.00	3,179,297.37	2.78	0.34
FEDERAL FARM CREDIT BANK NOTES(CALLABLE) DTD 04/22/2020 0.800% 04/22/2024	3133ELXC3	10,000,000.00	CANTFIT	04/22/21	100.04	10,004,170.00	4,170.00	4,170.00	0.06	0.79
FEDERAL FARM CREDIT BANK NOTES(CALLABLE) DTD 04/22/2020 0.800% 04/22/2024	3133ELXC3	10,000,000.00	MIZUHO	04/22/21	100.04	10,004,170.00	4,170.00	4,170.00	0.06	0.79
FEDERAL FARM CREDIT BANK NOTES(CALLABLE) DTD 04/22/2020 0.800% 04/22/2024	3133ELXC3	10,000,000.00	PIPER J	04/22/21	100.04	10,004,170.00	4,170.00	4,170.00	0.06	0.79
FHLMC (CALLABLE) NOTES DTD 04/29/2020 0.570% 04/29/2024	3134GVPP7	25,000,000.00	CANTFIT	04/29/22	100.25	25,061,800.00	61,800.00	61,800.00	1.08	0.49
FHLMC (CALLABLE) NOTES DTD 05/20/2020 0.560% 05/20/2024	3134GVTN8	25,000,000.00	LOOP CA	05/20/21	100.07	25,016,525.00	26,525.00	24,362.10	0.14	0.54



Managed Account Fair Market Value & Analytics

For the Month Ending **March 31, 2021**

SAN BERNARDINO COUNTY - 76990800

Security Type/Description	CUSIP	Par	Broker	Next Call Date	Market Price	Market Value	Unreal G/L On Cost	Unreal G/L Amort Cost	Effective Duration	YTM at Mkt
Federal Agency Bond / Note										
FHLMC (CALLABLE) NOTES DTD 05/20/2020 0.510% 05/20/2024	3134GVUY2	25,000,000.00	WELLS_F	05/20/22	100.11	25,027,700.00	27,700.00	27,700.00	1.14	0.47
FHLMC (CALLABLE) NOTES DTD 05/20/2020 0.590% 05/20/2024	3134GVXD5	25,000,000.00	GREAT P	05/20/21	100.07	25,017,200.00	17,200.00	17,200.00	0.14	0.57
FHLMC (CALLABLE) NOTES DTD 05/20/2020 0.500% 05/20/2024	3134GVXC7	25,000,000.00	INCAPIT	05/20/22	100.06	25,015,475.00	15,475.00	15,475.00	1.14	0.48
FANNIE MAE NOTES DTD 07/08/2019 1.750% 07/02/2024	3135G0V75	25,000,000.00	CITI		104.19	26,048,550.00	1,267,550.00	1,191,501.65	3.17	0.45
FEDERAL HOME LOAN BANK NOTES DTD 08/15/2014 2.875% 09/13/2024	3130A2UW4	25,000,000.00	WELLSFAR		108.08	27,019,725.00	568,975.00	1,012,348.49	3.31	0.51
FEDERAL HOME LOAN BANK NOTES DTD 08/15/2014 2.875% 09/13/2024	3130A2UW4	25,000,000.00	MORGANST		108.08	27,019,725.00	586,400.00	1,023,350.79	3.31	0.51
FANNIE MAE NOTES DTD 10/18/2019 1.625% 10/15/2024	3135G0W66	25,000,000.00	CITI		103.84	25,958,825.00	1,001,575.00	989,129.69	3.43	0.53
FEDERAL HOME LOAN BANK NOTES DTD 11/06/2014 2.750% 12/13/2024	3130A3GE8	10,000,000.00	JEFFERIE		107.93	10,793,310.00	277,680.00	413,401.68	3.53	0.58
FEDERAL HOME LOAN BANK NOTES DTD 11/06/2014 2.750% 12/13/2024	3130A3GE8	25,000,000.00	INTL_FCS		107.93	26,983,275.00	598,775.00	963,196.53	3.53	0.58
FEDERAL HOME LOAN BANK NOTES DTD 11/06/2014 2.750% 12/13/2024	3130A3GE8	25,000,000.00	WELLSFAR		107.93	26,983,275.00	695,775.00	1,034,664.65	3.53	0.58
FANNIE MAE NOTES DTD 01/10/2020 1.625% 01/07/2025	3135G0X24	75,000,000.00	BARCLAYS		103.97	77,973,900.00	3,213,150.00	3,154,518.01	3.66	0.56
FREDDIE MAC NOTES DTD 02/14/2020 1.500% 02/12/2025	3137EAEP0	50,000,000.00	WELLSFAR		103.24	51,619,750.00	1,658,250.00	1,649,558.49	3.77	0.65
FEDERAL HOME LOAN BANKS NOTES DTD 02/17/2015 2.375% 03/14/2025	3130A4CH3	25,840,000.00	DAIWA		106.56	27,535,284.88	877,190.48	1,082,032.82	3.80	0.69
FANNIE MAE NOTES DTD 04/24/2020 0.625% 04/22/2025	3135G03U5	50,000,000.00	CITIGRP		99.82	49,910,850.00	13,850.00	(5,462.50)	4.01	0.67
FHLMC (CALLABLE) NOTES DTD 05/06/2020 0.700% 05/06/2025	3134GVPR3	25,000,000.00	PIPER J	05/06/22	99.84	24,959,150.00	(40,850.00)	(40,850.00)	1.09	0.74
FANNIE MAE NOTES DTD 06/19/2020 0.500% 06/17/2025	3135G04Z3	50,000,000.00	WELLS_F		99.01	49,504,150.00	(392,350.00)	(408,578.62)	4.17	0.74
FREDDIE MAC NOTES DTD 07/23/2020 0.375% 07/21/2025	3137EAEU9	45,000,000.00	WELLS_F		98.29	44,230,545.00	(545,355.00)	(576,316.18)	4.27	0.78



Managed Account Fair Market Value & Analytics

For the Month Ending **March 31, 2021**

SAN BERNARDINO COUNTY - 76990800

Security Type/Description Dated Date/Coupon/Maturity	CUSIP	Par	Broker	Next Call Date	Market Price	Market Value	Unreal G/L On Cost	Unreal G/L Amort Cost	Effective Duration	YTM at Mkt
Federal Agency Bond / Note										
FANNIE MAE NOTES DTD 08/27/2020 0.375% 08/25/2025	3135G05X7	50,000,000.00	BARCLAY		98.30	49,148,000.00	(618,000.00)	(645,838.82)	4.37	0.77
FREDDIE MAC (CALLABLE) NOTES DTD 09/02/2020 0.550% 09/02/2025	3134GWA22	19,900,000.00	OPCO	09/02/21	98.78	19,656,284.70	(243,715.30)	(243,715.30)	0.42	0.83
FEDERAL HOME LOAN BANK NOTES DTD 09/11/2020 0.375% 09/04/2025	3130AK5E2	14,000,000.00	WELLS_F		98.16	13,742,064.00	(215,936.00)	(220,600.10)	4.39	0.80
FREDDIE MAC NOTES DTD 09/25/2020 0.375% 09/23/2025	3137EAEX3	20,000,000.00	CITIGRP		98.22	19,644,580.00	(295,220.00)	(301,424.82)	4.45	0.78
FANNIE MAE NOTES DTD 11/12/2020 0.500% 11/07/2025	3135G06G3	45,000,000.00	BARCLAY		98.38	44,271,630.00	(567,270.00)	(579,655.50)	4.55	0.86

Security Type Sub-Total		2,772,240,000.00				2,807,107,000.08	31,838,089.88	32,694,384.22	1.97	0.34
--------------------------------	--	-------------------------	--	--	--	-------------------------	----------------------	----------------------	-------------	-------------

Corporate Note										
JOHN DEERE CAPITAL CORP CORP NOTES DTD 06/07/2019 2.300% 06/07/2021	24422EUV9	10,000,000.00	CITIGRP		100.35	10,035,320.00	42,120.00	35,943.26	0.19	0.40
WAL-MART STORES INC CORP NOTES DTD 06/27/2018 3.125% 06/23/2021	931142EJ8	7,000,000.00	CITIGRP		100.64	7,044,534.00	44,884.00	44,560.60	0.23	0.36
WAL-MART STORES INC CORP NOTES DTD 06/27/2018 3.125% 06/23/2021	931142EJ8	10,000,000.00	JPMCHASE		100.64	10,063,620.00	51,820.00	62,723.11	0.23	0.36
MICROSOFT CORP (CALLABLE) NOTES DTD 08/08/2016 1.550% 08/08/2021	594918BP8	9,800,000.00	LOOP CAP	07/08/21	100.35	9,834,780.20	227,056.20	65,214.07	0.27	0.55
TOYOTA MOTOR CREDIT CORP CORP NOTES DTD 10/07/2019 1.800% 10/07/2021	89236TGJ8	15,000,000.00	BK AMER		100.74	15,110,835.00	112,635.00	111,300.39	0.52	0.37
JOHN DEERE CAPITAL CORP DTD 03/07/2019 2.950% 04/01/2022	24422EUT4	5,000,000.00	BK AMER		102.69	5,134,720.00	137,120.00	135,501.45	0.98	0.26
TOYOTA MOTOR CREDIT CORP DTD 04/12/2019 2.650% 04/12/2022	89236TFX8	10,000,000.00	CITIGRP		102.35	10,235,430.00	241,730.00	237,591.31	1.01	0.37
US BANK NA CINCINNATI FLOATING CORP NOT DTD 05/23/2019 0.615% 05/23/2022	90331HPD9	10,000,000.00	JPMCHAS		100.39	10,038,940.00	105,140.00	76,345.69	0.15	0.61



Managed Account Fair Market Value & Analytics

For the Month Ending **March 31, 2021**

SAN BERNARDINO COUNTY - 76990800

Security Type/Description Dated Date/Coupon/Maturity	CUSIP	Par	Broker	Next Call Date	Market Price	Market Value	Unreal G/L On Cost	Unreal G/L Amort Cost	Effective Duration	YTM at Mkt
Corporate Note										
US BANK NA CINCINNATI FLOATING CORP NOT DTD 05/23/2019 0.615% 05/23/2022	90331HPD9	10,000,000.00	JPMCHAS		100.39	10,038,940.00	106,240.00	77,122.45	0.15	0.61
JOHN DEERE CAPITAL CORP CORP NOTES DTD 09/12/2019 1.950% 06/13/2022	24422EVA4	5,000,000.00	CITI		101.95	5,097,730.00	104,180.00	100,541.04	1.19	0.32
JOHN DEERE CAPITAL CORP CORPORATE NOTES DTD 06/04/2020 0.550% 07/05/2022	24422EVG1	5,000,000.00	BARCLAY		100.23	5,011,440.00	12,490.00	12,074.69	1.26	0.37
CHEVRON USA INC CORPORATE NOTES DTD 08/12/2020 0.333% 08/12/2022	166756AF3	14,500,000.00	CITIGRP		100.00	14,499,333.00	(667.00)	(667.00)	1.36	0.34
EXXON MOBIL CORPORATION DTD 08/16/2019 1.902% 08/16/2022	30231GBB7	3,000,000.00	MORGANST		102.13	3,063,828.00	63,828.00	63,828.00	1.36	0.35
US BANK NA CINCINNATI DTD 12/09/2019 1.950% 01/09/2023	90331HPF4	12,000,000.00	BARCLAYS	12/09/22	102.71	12,325,152.00	335,232.00	330,947.78	1.67	0.42
BANK OF NY MELLON CORP NOTES DTD 01/28/2020 1.850% 01/27/2023	06406RAM9	5,000,000.00	DIRECT		102.87	5,143,645.00	71,295.00	95,699.63	1.80	0.27
JOHN DEERE CAPITAL CORP CORPORATE NOTES DTD 06/04/2020 0.700% 07/05/2023	24422EVH9	3,000,000.00	BARCLAY		100.68	3,020,541.00	23,001.00	22,343.40	2.25	0.40
CHEVRON USA INC CORPORATE NOTES DTD 08/12/2020 0.426% 08/11/2023	166756AJ5	10,000,000.00	BARCLAY		100.11	10,010,640.00	10,640.00	10,640.00	2.35	0.38
JOHN DEERE CAPITAL CORP CORPORATE NOTES DTD 10/09/2020 0.400% 10/10/2023	24422EVJ5	3,000,000.00	MITSU		100.04	3,001,140.00	4,620.00	4,067.52	2.51	0.38
Security Type Sub-Total		147,300,000.00				148,710,568.20	1,693,364.20	1,485,777.39	0.93	0.41
Commercial Paper										
ATLANTIC ASSET SEC LLC COMM PAPER DTD 09/23/2020 0.000% 04/01/2021	04821TR15	50,000,000.00	CREDITA		100.00	49,999,800.00	466.67	(200.00)	0.00	0.14
BNP PARIBAS NY BRANCH COMM PAPER DTD 07/14/2020 0.000% 04/01/2021	09659BR10	100,000,000.00	BNP		100.00	99,999,700.00	(216.67)	(300.00)	0.00	0.11
STARBIRD FUNDING CORP COMM PAPER DTD 12/15/2020 0.000% 04/19/2021	85520LRK3	50,000,000.00	CITIGRP		99.99	49,995,250.00	38,652.78	1,500.00	0.05	0.18



Managed Account Fair Market Value & Analytics

For the Month Ending **March 31, 2021**

SAN BERNARDINO COUNTY - 76990800

Security Type/Description	CUSIP	Par	Broker	Next Call Date	Market Price	Market Value	Unreal G/L On Cost	Unreal G/L Amort Cost	Effective Duration	YTM at Mkt
Commercial Paper										
STARBIRD FUNDING CORP COMM PAPER DTD 12/09/2020 0.000% 04/21/2021	85520LRM9	50,000,000.00	CHASE		99.99	49,994,750.00	33,250.00	583.33	0.06	0.18
NATIXIS NY BRANCH COMM PAPER DTD 08/20/2020 0.000% 04/30/2021	63873JRW2	50,000,000.00	NATIXIS		99.99	49,992,600.00	39,877.78	1,863.89	0.08	0.18
COOPERATIEVE RABOBANK U.A. COMM PAPER DTD 11/02/2020 0.000% 05/03/2021	21687AS38	50,000,000.00	RABO_DI		99.99	49,994,650.00	45,205.56	3,538.89	0.09	0.12
JP MORGAN SECURITIES LLC COMM PAPER DTD 11/06/2020 0.000% 05/05/2021	46640PS53	50,000,000.00	CHASE		99.98	49,990,400.00	45,400.00	788.89	0.10	0.20
CREDIT AGRICOLE CIB NY COMM PAPER DTD 12/21/2020 0.000% 05/06/2021	22533TS64	25,000,000.00	CREDITA		99.99	24,997,025.00	920.83	(301.39)	0.10	0.12
CREDIT AGRICOLE CIB NY COMM PAPER DTD 12/21/2020 0.000% 05/20/2021	22533TSL1	25,000,000.00	CREDITA		99.98	24,995,700.00	665.28	(556.94)	0.14	0.12
FAIRWAY FINANCE CORP COMM PAPER DTD 12/15/2020 0.000% 05/20/2021	30601VSL6	50,000,000.00	CHASE		99.97	49,985,750.00	36,750.00	2,083.33	0.14	0.21
NATIXIS NY BRANCH COMM PAPER DTD 12/21/2020 0.000% 05/20/2021	63873JSL5	50,000,000.00	NATIXIS		99.97	49,987,250.00	28,638.89	861.11	0.14	0.18
NATIXIS NY BRANCH COMM PAPER DTD 12/16/2020 0.000% 05/28/2021	63873JSU5	50,000,000.00	NATIXIS		99.97	49,985,000.00	32,541.67	1,625.00	0.16	0.19
TOYOTA MOTOR CREDIT CORP COMM PAPER DTD 09/01/2020 0.000% 05/28/2021	89233GSU1	50,000,000.00	TOYOTA		99.98	49,990,200.00	37,741.67	6,825.00	0.16	0.12
FAIRWAY FINANCE CORP COMM PAPER DTD 11/30/2020 0.000% 05/28/2021	30601VSU6	50,000,000.00	BMO		99.97	49,983,250.00	36,916.67	2,250.00	0.16	0.21
TOYOTA MOTOR CREDIT CORP COMM PAPER DTD 09/01/2020 0.000% 05/28/2021	89233GSU1	50,000,000.00	TOYOTA		99.98	49,990,200.00	25,950.00	4,450.00	0.16	0.12
COOPERATIEVE RABOBANK U.A. COMM PAPER DTD 11/03/2020 0.000% 06/01/2021	21687AT11	25,000,000.00	RABO_DI		99.98	24,994,375.00	25,000.00	3,270.83	0.17	0.13
COOPERATIEVE RABOBANK U.A. COMM PAPER DTD 11/03/2020 0.000% 06/02/2021	21687AT29	25,000,000.00	RABO_DI		99.98	24,994,275.00	25,045.83	3,316.67	0.18	0.13



Managed Account Fair Market Value & Analytics

For the Month Ending **March 31, 2021**

SAN BERNARDINO COUNTY - 76990800

Security Type/Description	Dated Date/Coupon/Maturity	CUSIP	Par	Broker	Next Call Date	Market Price	Market Value	Unreal G/L On Cost	Unreal G/L Amort Cost	Effective Duration	YTM at Mkt
Commercial Paper											
JP MORGAN SECURITIES LLC COMM PAPER DTD 10/28/2020 0.000% 06/07/2021		46640PT78	50,000,000.00	CHASE		99.96	49,980,400.00	45,150.00	(58.33)	0.19	0.21
BNP PARIBAS NY BRANCH COMM PAPER DTD 09/17/2020 0.000% 06/14/2021		09659BTE0	25,000,000.00	BNP DIR		99.96	24,990,725.00	19,447.22	2,030.55	0.21	0.18
JP MORGAN SECURITIES LLC COMM PAPER DTD 10/28/2020 0.000% 06/30/2021		46640PTW3	50,000,000.00	CHASE		99.95	49,972,850.00	47,711.11	350.00	0.25	0.21
TOYOTA MOTOR CREDIT CORP COMM PAPER DTD 10/28/2020 0.000% 06/30/2021		89233GTW6	50,000,000.00	TOYOTA		99.96	49,982,350.00	41,266.67	8,600.00	0.25	0.14
BNP PARIBAS NY BRANCH COMM PAPER DTD 12/29/2020 0.000% 07/02/2021		09659BU24	25,000,000.00	BNP DIR		99.95	24,987,425.00	14,466.67	1,480.56	0.26	0.19
JP MORGAN SECURITIES LLC COMM PAPER DTD 01/05/2021 0.000% 07/08/2021		46640PU84	50,000,000.00	CHASE		99.94	49,970,100.00	26,016.67	44.45	0.28	0.22
BNP PARIBAS NY BRANCH COMM PAPER DTD 10/14/2020 0.000% 07/12/2021		09659BUC2	25,000,000.00	BNP		99.94	24,985,425.00	(3,102.78)	(4,658.34)	0.29	0.20
NATIXIS NY BRANCH COMM PAPER DTD 12/16/2020 0.000% 07/14/2021		63873JUE8	25,000,000.00	NATIXIS		99.94	24,985,400.00	10,337.50	(877.78)	0.29	0.20
STARBIRD FUNDING CORP COMM PAPER DTD 09/21/2020 0.000% 07/15/2021		85520LUF0	25,000,000.00	CITIGRP		99.93	24,982,425.00	(3,290.28)	(5,179.17)	0.29	0.24
TOYOTA MOTOR CREDIT CORP COMM PAPER DTD 01/27/2021 0.000% 07/20/2021		89233GUL8	25,000,000.00	TOYOTA		99.95	24,988,400.00	7,733.33	622.22	0.31	0.15
NATIXIS NY BRANCH COMM PAPER DTD 10/27/2020 0.000% 07/23/2021		63873JUP3	25,000,000.00	NATIXIS		99.94	24,983,950.00	1,158.33	(5,063.89)	0.32	0.20
COOPERATIEVE RABOBANK U.A. COMM PAPER DTD 01/27/2021 0.000% 07/23/2021		21687AUP6	50,000,000.00	RABO_DI		99.95	49,975,450.00	14,783.33	561.11	0.32	0.16
CREDIT AGRICOLE CIB NY COMM PAPER -- 0.000% 07/30/2021		22533TUW4	50,000,000.00	CREDITA		99.95	49,975,300.00	13,633.33	300.00	0.34	0.15
TOYOTA MOTOR CREDIT CORP COMM PAPER DTD 12/10/2020 0.000% 08/02/2021		89233GV29	50,000,000.00	TOYOTA		99.95	49,972,900.00	44,705.56	10,483.34	0.34	0.16



Managed Account Fair Market Value & Analytics

For the Month Ending **March 31, 2021**

SAN BERNARDINO COUNTY - 76990800

Security Type/Description	CUSIP	Par	Broker	Next Call Date	Market Price	Market Value	Unreal G/L On Cost	Unreal G/L Amort Cost	Effective Duration	YTM at Mkt
Commercial Paper										
COOPERATIEVE RABOBANK U.A. COMM PAPER DTD 01/29/2021 0.000% 08/02/2021	21687AV26	50,000,000.00	RABO_DI		99.94	49,972,450.00	10,366.67	(1,925.00)	0.34	0.16
LIBERTY STREET FDG LLC COMM PAPER DTD 07/08/2020 0.000% 08/11/2021	53127TVB6	25,000,000.00	SCOTIA		99.92	24,979,100.00	(5,150.00)	(8,066.67)	0.37	0.23
EXXON MOBIL CORP COMM PAPER DTD 12/18/2020 0.000% 09/01/2021	30229AW13	50,000,000.00	EXXON		99.93	49,966,500.00	47,319.44	15,375.00	0.43	0.16
BOFA SECURITIES INC COMM PAPER -- 0.000% 09/08/2021	06054NW80	25,000,000.00	BK AMER		99.91	24,976,775.00	(725.00)	(3,225.00)	0.45	0.21
NATIXIS NY BRANCH COMM PAPER DTD 01/27/2020 0.000% 09/08/2021	63873JW89	50,000,000.00	NATIXIS		99.90	49,951,500.00	(1,000.00)	(6,277.78)	0.45	0.22
BOFA SECURITIES INC COMM PAPER -- 0.000% 09/09/2021	06054NW98	25,000,000.00	BK AMER		99.91	24,976,600.00	(775.00)	(3,275.00)	0.45	0.21
BOFA SECURITIES INC COMM PAPER -- 0.000% 09/14/2021	06054NWE7	25,000,000.00	BK AMER		99.90	24,975,675.00	(1,075.00)	(3,575.00)	0.47	0.21
CHEVRON CORP COMM PAPER DTD 12/09/2020 0.000% 09/22/2021	16677JWN2	50,000,000.00	BARCLAY		99.92	49,959,600.00	238.89	(6,566.67)	0.49	0.17
BOFA SECURITIES INC COMM PAPER -- 0.000% 09/30/2021	06054NWW7	25,000,000.00	BK AMER		99.89	24,972,675.00	(2,075.00)	(4,575.00)	0.51	0.22
JP MORGAN SECURITIES LLC COMM PAPER DTD 02/17/2021 0.000% 10/01/2021	46640PX16	50,000,000.00	CHASE		99.88	49,937,750.00	(12,250.00)	(21,583.33)	0.51	0.24
EXXON MOBIL CORP COMM PAPER DTD 12/30/2020 0.000% 10/07/2021	30229AX79	50,000,000.00	EXXON		99.91	49,955,450.00	(10,425.00)	(10,425.00)	0.53	0.17
COOPERATIEVE RABOBANK UA COMM PAPER DTD 08/26/2020 0.000% 10/20/2021	21687AXL2	50,000,000.00	RABOBAN		99.89	49,944,350.00	(3,941.67)	(7,955.56)	0.56	0.20
COOPERATIEVE RABOBANK UA COMM PAPER DTD 08/26/2020 0.000% 11/01/2021	21687AY15	50,000,000.00	RABOBAN		99.88	49,939,350.00	(8,469.44)	(10,122.22)	0.60	0.20
EXXON MOBIL CORP COMM PAPER DTD 12/30/2020 0.000% 11/03/2021	30229AY37	50,000,000.00	EXXON		99.86	49,930,500.00	(27,500.00)	(27,500.00)	0.60	0.23



Managed Account Fair Market Value & Analytics

For the Month Ending **March 31, 2021**

SAN BERNARDINO COUNTY - 76990800

Security Type/Description	Dated Date/Coupon/Maturity	CUSIP	Par	Broker	Next Call Date	Market Price	Market Value	Unreal G/L On Cost	Unreal G/L Amort Cost	Effective Duration	YTM at Mkt
Commercial Paper											
TOYOTA MOTOR CREDIT CORP COMM PAPER		89233GYC4	50,000,000.00	TOYOTA		99.87	49,933,250.00	(6,583.33)	(7,375.00)	0.63	0.21
DTD 03/18/2021 0.000% 11/12/2021											
JP MORGAN SECURITIES LLC COMM PAPER		46640PYH0	25,000,000.00	CHASE		99.83	24,958,625.00	(8,875.00)	(12,625.00)	0.64	0.26
DTD 10/01/2020 0.000% 11/17/2021											
JP MORGAN SECURITIES LLC COMM PAPER		46640PZH9	25,000,000.00	CHASE		99.81	24,951,550.00	(11,366.67)	(12,338.89)	0.73	0.27
DTD 03/22/2021 0.000% 12/17/2021											
Security Type Sub-Total			2,000,000,000.00				1,998,884,975.00	690,537.51	(91,802.79)	0.29	0.18
Certificate of Deposit											
ROYAL BANK OF CANADA NY CERT DEPOS		78012UWD3	50,000,000.00	RBC CAP		100.01	50,007,313.65	7,313.65	7,313.65	0.09	0.15
DTD 05/20/2020 0.310% 05/03/2021											
NORDEA BANK ABP NEW YORK CERT DEPOS		65558TS48	50,000,000.00	LOOP CA		100.01	50,002,750.00	2,750.00	2,750.00	0.09	0.14
DTD 11/03/2020 0.200% 05/03/2021											
SWEDBANK NY CERT DEPOS		87019VN78	50,000,000.00	DIRECT		100.01	50,003,077.15	3,077.15	3,077.15	0.10	0.15
DTD 11/24/2020 0.210% 05/07/2021											
SWEDBANK NY CERT DEPOS		87019VN86	25,000,000.00	DIRECT		100.01	25,001,385.85	1,385.85	1,385.85	0.11	0.15
DTD 11/30/2020 0.200% 05/10/2021											
NORDEA BANK ABP NEW YORK CERT DEPOS		65558TYQ2	50,000,000.00	CHASE		100.03	50,015,615.60	15,615.60	15,615.60	0.14	0.15
DTD 05/20/2020 0.380% 05/19/2021											
BANK OF NOVA SCOTIA HOUS CERT DEPOS		06417MMG7	50,000,000.00	SCOTIA		100.01	50,005,629.05	5,629.05	5,629.05	0.16	0.15
DTD 12/07/2020 0.220% 05/28/2021											
SWEDBANK NY CERT DEPOS		87019VQ34	50,000,000.00	DIRECT		100.00	50,002,410.90	2,410.90	2,410.90	0.16	0.15
DTD 01/05/2021 0.180% 05/28/2021											
BANK OF MONTREAL CHICAGO FLOATING CD		06367BMN6	50,000,000.00	BMO_DIR		100.02	50,010,850.00	10,850.00	10,850.00	0.17	0.28
DTD 06/05/2020 0.281% 06/01/2021											
BANK OF MONTREAL CHICAGO CERT DEPOS		06367BRX9	50,000,000.00	BMO_DIR		100.01	50,003,477.90	3,477.90	3,477.90	0.18	0.18
DTD 08/25/2020 0.220% 06/02/2021											



Managed Account Fair Market Value & Analytics

For the Month Ending **March 31, 2021**

SAN BERNARDINO COUNTY - 76990800

Security Type/Description	CUSIP	Par	Broker	Next Call Date	Market Price	Market Value	Unreal G/L On Cost	Unreal G/L Amort Cost	Effective Duration	YTM at Mkt
Certificate of Deposit										
ROYAL BANK OF CANADA NY CERT DEPOS DTD 11/24/2020 0.230% 06/16/2021	78012UZO1	50,000,000.00	RBC CAP		100.01	50,005,329.50	5,329.50	5,329.50	0.21	0.18
SVENSKA HANDELSBANKEN NY CERT DEPOS DTD 07/15/2020 0.330% 07/01/2021	86959RHV5	50,000,000.00	SVENSKA		100.03	50,013,980.90	13,980.90	13,980.90	0.26	0.22
NORDEA BANK AB NEW YORK CERT DEPOS DTD 07/17/2020 0.290% 07/01/2021	65558TC94	50,000,000.00	PIPER J		100.02	50,008,881.20	8,881.20	8,881.20	0.26	0.22
ROYAL BANK OF CANADA NY CERT DEPOS DTD 09/29/2020 0.200% 07/01/2021	78012UXY6	50,000,000.00	RBC CAP		99.99	49,997,417.30	(2,582.70)	(2,582.70)	0.26	0.22
SVENSKA HANDELSBANKEN NY CERT DEPOS DTD 10/01/2020 0.225% 07/01/2021	86959RKN9	50,000,000.00	CHASE		100.00	50,000,606.70	(1,285.98)	(24.19)	0.26	0.22
BANK OF AMERICA NA CERT DEPOS DTD 10/09/2020 0.200% 07/01/2021	06052TM23	50,000,000.00	BAML		99.99	49,997,418.85	(2,581.15)	(2,581.15)	0.26	0.22
BANK OF NOVA SCOTIA HOUS CERT DEPOS DTD 11/24/2020 0.230% 07/01/2021	06417MLZ6	50,000,000.00	SCOTIA		100.00	50,001,254.25	1,254.25	1,254.25	0.26	0.22
BANK OF NOVA SCOTIA HOUSTON CERT DEPOS DTD 07/15/2020 0.350% 07/01/2021	06417MKL8	100,000,000.00	SCOTIA		100.03	100,033,062.00	33,062.00	33,062.00	0.26	0.22
SWEDBANK NY CERT DEPOS DTD 01/06/2021 0.220% 07/07/2021	87019VO59	25,000,000.00	DIRECT		100.00	24,999,992.33	(7.67)	(7.67)	0.27	0.22
NORDEA BANK ABP NEW YORK CERT DEPOS DTD 01/27/2021 0.150% 07/28/2021	65558T3J2	50,000,000.00	CASTLE		99.98	49,988,429.40	(11,570.60)	(11,570.60)	0.33	0.22
TORONTO DOMINION BANK NY CERT DEPOS DTD 07/02/2020 0.430% 08/02/2021	89114NN27	35,000,000.00	TOR DOM		100.07	35,025,211.38	(26,921.12)	3,765.57	0.34	0.22
BANK OF MONTREAL CHI FLOATING CERT DEPOS DTD 08/28/2020 0.209% 08/02/2021	06367BSQ3	50,000,000.00	BMO		100.02	50,009,050.00	9,050.00	9,050.00	0.02	0.21
ROYAL BANK OF CANADA NY CERT DEPOS DTD 10/01/2020 0.210% 08/02/2021	78012UYE9	50,000,000.00	RBC CAP		100.00	49,998,239.10	(1,760.90)	(1,760.90)	0.34	0.22



Managed Account Fair Market Value & Analytics

For the Month Ending **March 31, 2021**

SAN BERNARDINO COUNTY - 76990800

Security Type/Description	CUSIP	Par	Broker	Next Call Date	Market Price	Market Value	Unreal G/L On Cost	Unreal G/L Amort Cost	Effective Duration	YTM at Mkt
Certificate of Deposit										
SVENSKA HANDELSBANKEN NY CERT DEPOS DTD 11/02/2020 0.230% 08/02/2021	86959RLB4	50,000,000.00	DIRECT		100.00	50,001,684.85	1,684.85	1,684.85	0.34	0.22
SVENSKA HANDELSBANKEN NY CERT DEPOS DTD 02/01/2021 0.150% 08/06/2021	86959RMS6	50,000,000.00	DIRECT		99.98	49,987,555.80	(12,444.20)	(12,444.20)	0.36	0.22
SWEDBANK (NEW YORK) CERT DEPOS DTD 02/25/2021 0.150% 08/11/2021	87019VT31	50,000,000.00	DIRECT		99.97	49,987,074.15	(12,925.85)	(12,925.85)	0.37	0.22
SWEDBANK (NEW YORK) CERT DEPOS DTD 03/23/2021 0.150% 08/12/2021	87019VU70	25,000,000.00	DIRECT		99.97	24,993,490.75	(6,509.25)	(6,509.25)	0.37	0.22
SVENSKA HANDELSBANKEN NY CERT DEPOS DTD 11/24/2020 0.260% 08/25/2021	86959RLO1	50,000,000.00	DIRECT		100.02	50,008,118.15	8,118.15	8,118.15	0.41	0.22
BANK OF NOVA SCOTIA HOUS CERT DEPOS DTD 12/08/2020 0.250% 09/01/2021	06417MMK8	50,000,000.00	SCOTIA		100.01	50,006,373.75	6,373.75	6,373.75	0.43	0.22
ROYAL BANK OF CANADA NY CERT DEPOS DTD 01/28/2021 0.150% 09/01/2021	78012UE35	50,000,000.00	RBC		99.97	49,985,029.70	(14,970.30)	(14,970.30)	0.43	0.22
SWEDBANK NY CERT DEPOS DTD 02/26/2021 0.170% 09/02/2021	87019VT23	50,000,000.00	DIRECT		99.98	49,989,238.90	(10,761.10)	(10,761.10)	0.43	0.22
SVENSKA HANDELSBANKEN NY CERT DEPOS DTD 03/15/2021 0.170% 10/01/2021	86959RPC8	50,000,000.00	DIRECT		99.96	49,979,576.80	(20,423.20)	(20,423.20)	0.51	0.25
TORONTO DOMINION BANK NY CERT DEPOS DTD 03/17/2021 0.170% 10/01/2021	89114W4P7	50,000,000.00	TOR DOM		99.96	49,979,577.40	(20,422.60)	(20,422.60)	0.51	0.25
SWEDBANK (NEW YORK) CERT DEPOS DTD 03/29/2021 0.170% 10/04/2021	87019VU96	25,000,000.00	DIRECT		99.96	24,989,624.28	(10,375.72)	(10,375.72)	0.52	0.25
TORONTO DOMINION BANK NY CERT DEPOS DTD 03/24/2021 0.170% 10/06/2021	89114W5B7	50,000,000.00	TOR DOM		99.96	49,979,025.30	(20,974.70)	(20,974.70)	0.53	0.25
TORONTO DOMINION BANK NY CERT DEPOS DTD 02/26/2021 0.160% 11/01/2021	89114W2H7	50,000,000.00	TOR DOM		99.95	49,973,154.10	(26,845.90)	(26,845.90)	0.60	0.25



Managed Account Fair Market Value & Analytics

For the Month Ending **March 31, 2021**

SAN BERNARDINO COUNTY - 76990800

Security Type/Description Dated Date/Coupon/Maturity	CUSIP	Par	Broker	Next Call Date	Market Price	Market Value	Unreal G/L On Cost	Unreal G/L Amort Cost	Effective Duration	YTM at Mkt
Certificate of Deposit										
TORONTO DOMINION BANK NY CERT DEPOS DTD 03/30/2021 0.170% 01/03/2022	89114W5K7	25,000,000.00	TOR DOM		99.92	24,978,809.45	(21,190.55)	(21,190.55)	0.77	0.28
TORONTO DOMINION BANK NY CERT DEPOS DTD 03/15/2021 0.190% 01/03/2022	89114W4H5	50,000,000.00	TOR DOM		99.93	49,965,315.85	(34,684.15)	(34,684.15)	0.77	0.28
BANK OF MONTREAL CHICAGO CERT DEPOS DTD 02/16/2021 0.200% 02/01/2022	06367CB48	50,000,000.00	BMO		99.93	49,965,941.65	(34,058.35)	(34,058.35)	0.85	0.28
TORONTO DOMINION BANK NY CERT DEPOS DTD 03/15/2021 0.210% 02/01/2022	89114W4E2	50,000,000.00	TOR DOM		99.94	49,970,212.75	(29,787.25)	(29,787.25)	0.85	0.28
ROYAL BANK OF CANADA NY CERT DEPOS DTD 03/15/2021 0.220% 03/01/2022	78012UJ55	50,000,000.00	RBC		99.94	49,972,143.15	(27,856.85)	(27,856.85)	0.93	0.28
Security Type Sub-Total		1,910,000,000.00				1,909,843,329.79	(210,695.39)	(178,746.91)	0.36	0.22
Bank Note										
US BANK BANK NOTE (CALLABLE) DTD 11/16/2018 3.450% 11/16/2021	90331HNX7	10,000,000.00	MORGANST	10/15/21	101.72	10,171,620.00	185,420.00	174,503.39	0.53	0.70
US BANK NA CINCINNATI BKNT (CALLABLE) DTD 01/21/2020 1.800% 01/21/2022	90331HPJ6	8,000,000.00	MORGANST	12/21/21	101.08	8,086,736.00	89,536.00	87,865.96	0.72	0.45
US BANK NA CORP NOTE (CALLABLE) DTD 05/23/2019 2.650% 05/23/2022	90331HPC1	7,000,000.00	BARCLAYS	04/22/22	102.50	7,175,049.00	182,469.00	177,872.12	1.04	0.46
WELLS FARGO BANK NA CALLABLE BANK NOTE DTD 09/11/2019 2.082% 09/09/2022	94988J6A0	20,000,000.00	WELLSFAR	09/09/21	100.71	20,142,880.00	142,880.00	142,880.00	0.44	1.58
Security Type Sub-Total		45,000,000.00				45,576,285.00	600,305.00	583,121.47	0.61	1.01
Asset-Backed Security										
MBALT 2019-B A2 DTD 11/20/2019 2.010% 12/15/2021	58769OAB7	279,454.98	WELLSFAR		100.07	279,639.34	199.06	189.38	0.06	1.92



Managed Account Fair Market Value & Analytics

For the Month Ending **March 31, 2021**

SAN BERNARDINO COUNTY - 76990800

Security Type/Description	CUSIP	Par	Broker	Next Call Date	Market Price	Market Value	Unreal G/L On Cost	Unreal G/L Amort Cost	Effective Duration	YTM at Mkt
Asset-Backed Security										
MBALT 2020-A A2 DTD 01/29/2020 1.820% 03/15/2022	58770FAB8	954,043.20	MUFG		100.21	956,005.19	2,001.20	1,979.57	0.95	1.60
TAOT 2019-C A2A DTD 08/14/2019 2.000% 04/15/2022	89238UAB6	375,647.24	JPM		100.11	376,053.39	423.62	412.94	0.06	1.90
HAROT 2019-3 A2 DTD 08/27/2019 1.900% 04/15/2022	43815NAB0	736,886.41	SOCGEN		100.14	737,932.13	1,097.30	1,066.04	0.10	1.76
MBART 2019-1 A2A DTD 09/25/2019 2.040% 06/15/2022	58769TAB1	889,887.33	MIZUHO		100.15	891,229.55	1,427.29	1,379.88	0.09	1.91
HAROT 2019-4 A2 DTD 11/26/2019 1.860% 06/20/2022	43813VAB4	2,707,486.72	CITI		100.31	2,715,915.94	8,596.55	8,508.69	0.20	1.60
HART 2019-B A2 DTD 11/06/2019 1.930% 07/15/2022	44891JAB4	442,653.96	RBC CAP		100.17	443,396.07	769.51	755.22	0.11	1.80
TAOT 2019-D A2 DTD 11/13/2019 1.920% 07/15/2022	89233MAB9	2,128,147.91	BARCLAYS		100.24	2,133,242.70	5,252.07	5,170.61	0.18	1.73
MBALT 2019-B A3 DTD 11/20/2019 2.000% 10/17/2022	58769OAC5	2,500,000.00	WELLSFAR		100.91	2,522,742.25	23,139.75	22,953.35	0.63	1.41
HAROT 2020-1 A2 DTD 02/26/2020 1.630% 10/21/2022	43813RAB3	4,549,458.23	JPM_CHAS		100.46	4,570,395.29	21,397.92	21,207.48	0.36	1.33
TAOT 2020-A A2 DTD 02/12/2020 1.670% 11/15/2022	89232HAB1	6,055,964.53	MUFG		100.39	6,079,338.13	23,448.09	23,417.47	0.28	1.43
MBALT 2020-A A3 DTD 01/29/2020 1.840% 12/15/2022	58770FAC6	5,000,000.00	MUFG		101.07	5,053,525.00	54,184.00	53,915.63	0.81	1.21
JOHN DEERE OWNER TRUST OTHER ABS DTD 03/11/2020 1.010% 01/15/2023	47789KAB9	2,442,460.35	BOFA		100.20	2,447,260.03	4,972.36	4,908.27	1.78	0.90
HAROT 2019-1 A3 DTD 02/27/2019 2.830% 03/20/2023	43814WAC9	2,956,414.72	BK AMER		101.40	2,997,782.06	41,446.57	41,405.73	0.54	2.11
HAROT 2019-2 A3 DTD 05/29/2019 2.520% 06/21/2023	43815MAC0	7,677,511.18	JPMCHASE		101.49	7,791,826.25	114,601.44	114,471.57	0.67	1.84
JDOT 2019-A A3 DTD 03/13/2019 2.910% 07/15/2023	47789JAD8	3,026,138.39	CITI		101.43	3,069,269.34	43,502.86	43,326.88	0.52	2.27
TAOT 2019-A A3 DTD 02/13/2019 2.910% 07/15/2023	89239AAD5	5,963,244.53	SOC GEN		101.58	6,057,524.62	95,366.59	94,842.54	0.60	2.20
HAROT 2019-3 A3 DTD 08/27/2019 1.780% 08/15/2023	43815NAC8	4,750,000.00	SOCGEN		101.24	4,808,968.40	59,007.82	58,991.96	0.80	1.25



Managed Account Fair Market Value & Analytics

For the Month Ending **March 31, 2021**

SAN BERNARDINO COUNTY - 76990800

Security Type/Description Dated Date/Coupon/Maturity	CUSIP	Par	Broker	Next Call Date	Market Price	Market Value	Unreal G/L On Cost	Unreal G/L Amort Cost	Effective Duration	YTM at Mkt
Asset-Backed Security										
TAOT 2019-B A3 DTD 05/08/2019 2.570% 08/15/2023	89239JAD6	4,804,620.89	BAML		101.47	4,875,062.40	71,207.85	70,866.93	0.63	1.94
TAOT 2019-C A3 DTD 08/14/2019 1.910% 09/15/2023	89238UAD2	5,000,000.00	JPM		101.18	5,058,952.00	58,993.00	58,976.63	0.72	1.42
BAACT 2018-A2 A2 DTD 05/17/2018 3.000% 09/15/2023	05522RCZ9	10,000,000.00	TOR DOM		100.10	10,010,172.00	(160,140.50)	(95,624.62)	2.37	2.96
JDOT 2019-B A3 DTD 07/24/2019 2.210% 12/15/2023	477870AC3	2,337,076.07	RBC		101.28	2,367,104.69	30,524.78	30,334.04	0.69	1.72
TAOT 2019-D A3 DTD 11/13/2019 1.920% 01/16/2024	89233MAD5	4,500,000.00	BARCLAYS		101.60	4,572,067.95	72,392.85	72,285.26	1.01	1.34
HAROT 2019-4 A3 DTD 11/26/2019 1.830% 01/18/2024	43813VAC2	9,000,000.00	CITI		101.65	9,148,049.10	149,652.90	149,131.72	1.07	1.23
HART 2019-B A3 DTD 11/06/2019 1.940% 02/15/2024	44891JAC2	3,750,000.00	RBC CAP		101.49	3,805,740.00	55,912.87	55,856.21	0.89	1.41
MBART 2019-1 A3 DTD 09/25/2019 1.930% 03/15/2024	58769TAD7	7,000,000.00	MIZUHO		101.31	7,091,908.60	92,872.50	92,545.49	0.79	1.48
HAROT 2020-1 A3 DTD 02/26/2020 1.610% 04/22/2024	43813RAC1	10,000,000.00	JPM_CHAS		101.73	10,172,920.00	174,880.00	174,363.19	1.42	1.04
TAOT 2020-A A3 DTD 02/12/2020 1.660% 05/15/2024	89232HAC9	15,000,000.00	MUFG		101.71	15,256,386.00	257,469.00	257,180.48	1.22	1.10
JOHN DEERE OWNER TRUST DTD 03/11/2020 1.100% 08/15/2024	47789KAC7	5,000,000.00	BOFA		100.83	5,041,565.50	41,871.00	41,798.12	1.25	0.85
CHAIT 2012-A7 A7 DTD 10/09/2012 2.160% 09/15/2024	161571FQ2	10,000,000.00	JPMCHASE		102.77	10,276,673.00	216,516.75	235,018.75	3.33	1.34
CHAIT 2020-A1 A1 DTD 02/18/2020 1.530% 01/15/2025	161571HP2	8,000,000.00	JPMCHASE		102.25	8,179,866.40	181,699.20	181,282.14	3.68	0.93
Security Type Sub-Total		147,827,096.64				149,788,513.32	1,744,686.20	1,822,917.55	1.27	1.50
Managed Account Sub-Total		9,195,205,435.86				9,287,339,624.60	90,135,192.31	83,683,272.86	1.19	0.29



Managed Account Fair Market Value & Analytics

For the Month Ending **March 31, 2021**

SAN BERNARDINO COUNTY - 76990800

Securities Sub-Total	\$9,195,205,435.86	\$9,287,339,624.60	\$90,135,192.31	\$83,683,272.86	1.19	0.29%
Accrued Interest		\$19,015,749.39				
Total Investments		\$9,306,355,373.99				

Bolded items are forward settling trades.



Managed Account Security Transactions & Interest

For the Month Ending **March 31, 2021**

SAN BERNARDINO COUNTY - 76990800

Transaction Type		Security Description	CUSIP	Par	Principal Proceeds	Accrued Interest	Total	Realized G/L Cost	Realized G/L Amort Cost	Sale Method
Trade	Settle									
BUY										
02/24/21	03/01/21	FHMS KMP1 A2 DTD 09/01/2017 2.982% 08/01/2024	3137FATE8	50,000,000.00	(54,023,437.50)	0.00	(54,023,437.50)			
03/01/21	03/01/21	CREDIT AGRICOLE CIB NY COMM PAPER DTD 12/21/2020 0.000% 03/02/2021	22533TO25	99,000,000.00	(98,999,835.00)	0.00	(98,999,835.00)			
03/01/21	03/02/21	LIBERTY STREET FDG LLC COMM PAPER DTD 07/08/2020 0.000% 08/11/2021	53127TVB6	25,000,000.00	(24,984,250.00)	0.00	(24,984,250.00)			
03/01/21	03/02/21	JP MORGAN SECURITIES LLC COMM PAPER DTD 10/01/2020 0.000% 11/17/2021	46640PYH0	25,000,000.00	(24,967,500.00)	0.00	(24,967,500.00)			
03/02/21	03/02/21	CREDIT AGRICOLE CIB NY COMM PAPER DTD 12/21/2020 0.000% 03/03/2021	22533TQ33	18,000,000.00	(17,999,970.00)	0.00	(17,999,970.00)			
03/03/21	03/03/21	CREDIT AGRICOLE CIB NY COMM PAPER DTD 12/21/2020 0.000% 03/04/2021	22533TO41	18,000,000.00	(17,999,965.00)	0.00	(17,999,965.00)			
03/08/21	03/08/21	CREDIT AGRICOLE CIB NY COMM PAPER DTD 12/21/2020 0.000% 03/09/2021	22533TQ90	13,000,000.00	(12,999,974.72)	0.00	(12,999,974.72)			
03/10/21	03/12/21	NATIXIS NY BRANCH COMM PAPER DTD 01/27/2020 0.000% 09/08/2021	63873JW89	50,000,000.00	(49,952,500.00)	0.00	(49,952,500.00)			
03/11/21	03/12/21	BOFA SECURITIES INC COMM PAPER -- 0.000% 09/14/2021	06054NWE7	25,000,000.00	(24,976,750.00)	0.00	(24,976,750.00)			
03/11/21	03/12/21	BOFA SECURITIES INC COMM PAPER -- 0.000% 09/09/2021	06054NW98	25,000,000.00	(24,977,375.00)	0.00	(24,977,375.00)			
03/11/21	03/12/21	BOFA SECURITIES INC COMM PAPER -- 0.000% 09/08/2021	06054NW80	25,000,000.00	(24,977,500.00)	0.00	(24,977,500.00)			
03/11/21	03/12/21	BOFA SECURITIES INC COMM PAPER -- 0.000% 09/30/2021	06054NWW7	25,000,000.00	(24,974,750.00)	0.00	(24,974,750.00)			
03/12/21	03/15/21	SVENSKA HANDELSBANKEN NY CERT DEPOS DTD 03/15/2021 0.170% 10/01/2021	86959RPC8	50,000,000.00	(50,000,000.00)	0.00	(50,000,000.00)			



Managed Account Security Transactions & Interest

For the Month Ending **March 31, 2021**

SAN BERNARDINO COUNTY - 76990800

Transaction Type		Security Description	CUSIP	Par	Principal Proceeds	Accrued Interest	Total	Realized G/L Cost	Realized G/L Amort Cost	Sale Method
Trade	Settle									
BUY										
03/12/21	03/15/21	COOPERATIEVE RABOBANK UA COMM PAPER DTD 08/26/2020 0.000% 10/20/2021	21687AXL2	50,000,000.00	(49,948,291.67)	0.00	(49,948,291.67)			
03/12/21	03/15/21	TORONTO DOMINION BANK NY CERT DEPOS DTD 03/15/2021 0.210% 02/01/2022	89114W4E2	50,000,000.00	(50,000,000.00)	0.00	(50,000,000.00)			
03/12/21	03/15/21	ROYAL BANK OF CANADA NY CERT DEPOS DTD 03/15/2021 0.220% 03/01/2022	78012UJ55	50,000,000.00	(50,000,000.00)	0.00	(50,000,000.00)			
03/15/21	03/15/21	TORONTO DOMINION BANK NY CERT DEPOS DTD 03/15/2021 0.190% 01/03/2022	89114W4H5	50,000,000.00	(50,000,000.00)	0.00	(50,000,000.00)			
03/15/21	03/16/21	CREDIT AGRICOLE CIB NY COMM PAPER DTD 12/21/2020 0.000% 05/06/2021	22533TS64	25,000,000.00	(24,996,104.17)	0.00	(24,996,104.17)			
03/15/21	03/16/21	CREDIT AGRICOLE CIB NY COMM PAPER DTD 12/21/2020 0.000% 05/20/2021	22533TSL1	25,000,000.00	(24,995,034.72)	0.00	(24,995,034.72)			
03/16/21	03/16/21	STARBIRD FUNDING CORP COMM PAPER DTD 09/21/2020 0.000% 07/15/2021	85520LUF0	25,000,000.00	(24,985,715.28)	0.00	(24,985,715.28)			
03/16/21	03/16/21	BNP PARIBAS NY BRANCH COMM PAPER DTD 10/14/2020 0.000% 07/12/2021	09659BUC2	25,000,000.00	(24,988,527.78)	0.00	(24,988,527.78)			
03/17/21	03/17/21	TORONTO DOMINION BANK NY CERT DEPOS DTD 03/17/2021 0.170% 10/01/2021	89114W4P7	50,000,000.00	(50,000,000.00)	0.00	(50,000,000.00)			
03/18/21	03/18/21	COOPERATIEVE RABOBANK UA COMM PAPER DTD 08/26/2020 0.000% 03/19/2021	21687AQK2	12,500,000.00	(12,499,975.69)	0.00	(12,499,975.69)			
03/19/21	03/19/21	COOPERATIEVE RABOBANK UA COMM PAPER DTD 08/26/2020 0.000% 03/22/2021	21687AON6	54,000,000.00	(53,999,685.00)	0.00	(53,999,685.00)			



Managed Account Security Transactions & Interest

For the Month Ending **March 31, 2021**

SAN BERNARDINO COUNTY - 76990800

Transaction Type		Security Description	CUSIP	Par	Principal Proceeds	Accrued Interest	Total	Realized G/L Cost	Realized G/L Amort Cost	Sale Method
Trade	Settle									
BUY										
03/22/21	03/22/21	COOPERATIEVE RABOBANK UA COMM PAPER DTD 08/26/2020 0.000% 03/23/2021	21687AQP1	46,000,000.00	(45,999,910.56)	0.00	(45,999,910.56)			
03/23/21	03/23/21	SWEDBANK (NEW YORK) CERT DEPOS DTD 03/23/2021 0.150% 08/12/2021	87019VU70	25,000,000.00	(25,000,000.00)	0.00	(25,000,000.00)			
03/23/21	03/24/21	TORONTO DOMINION BANK NY CERT DEPOS DTD 03/24/2021 0.170% 10/06/2021	89114W5B7	50,000,000.00	(50,000,000.00)	0.00	(50,000,000.00)			
03/23/21	03/24/21	ATLANTIC ASSET SEC LLC COMM PAPER DTD 09/23/2020 0.000% 04/01/2021	04821TR15	50,000,000.00	(49,999,333.33)	0.00	(49,999,333.33)			
03/25/21	03/25/21	CREDIT AGRICOLE CIB NY COMM PAPER DTD 06/29/2020 0.000% 03/26/2021	22533TQS8	137,000,000.00	(136,999,771.67)	0.00	(136,999,771.67)			
03/25/21	03/25/21	JP MORGAN SECURITIES LLC COMM PAPER DTD 03/22/2021 0.000% 12/17/2021	46640PZH9	25,000,000.00	(24,962,916.67)	0.00	(24,962,916.67)			
03/25/21	03/25/21	COOPERATIEVE RABOBANK UA COMM PAPER DTD 08/26/2020 0.000% 11/01/2021	21687AY15	50,000,000.00	(49,947,819.44)	0.00	(49,947,819.44)			
03/26/21	03/26/21	BNP PARIBAS NY BRANCH COMM PAPER DTD 07/14/2020 0.000% 03/29/2021	09659BOV5	117,000,000.00	(116,999,415.00)	0.00	(116,999,415.00)			
03/26/21	03/26/21	CREDIT AGRICOLE CIB NY COMM PAPER DTD 07/02/2020 0.000% 03/29/2021	22533TQV1	175,000,000.00	(174,999,125.00)	0.00	(174,999,125.00)			
03/26/21	03/29/21	TOYOTA MOTOR CREDIT CORP COMM PAPER DTD 03/18/2021 0.000% 11/12/2021	89233GYC4	50,000,000.00	(49,939,833.33)	0.00	(49,939,833.33)			
03/29/21	03/29/21	SWEDBANK (NEW YORK) CERT DEPOS DTD 03/29/2021 0.170% 10/04/2021	87019VU96	25,000,000.00	(25,000,000.00)	0.00	(25,000,000.00)			
03/29/21	03/29/21	BNP PARIBAS NY BRANCH COMM PAPER DTD 07/14/2020 0.000% 03/30/2021	09659BOW3	110,000,000.00	(109,999,816.67)	0.00	(109,999,816.67)			
03/29/21	03/29/21	CREDIT AGRICOLE CIB NY COMM PAPER DTD 12/21/2020 0.000% 03/30/2021	22533TQW9	175,000,000.00	(174,999,708.33)	0.00	(174,999,708.33)			



Managed Account Security Transactions & Interest

For the Month Ending **March 31, 2021**

SAN BERNARDINO COUNTY - 76990800

Transaction Type		Security Description	CUSIP	Par	Principal Proceeds	Accrued Interest	Total	Realized G/L Cost	Realized G/L Amort Cost	Sale Method
Trade	Settle									
BUY										
03/29/21	03/30/21	TORONTO DOMINION BANK NY CERT DEPOS DTD 03/30/2021 0.170% 01/03/2022	89114W5K7	25,000,000.00	(25,000,000.00)	0.00	(25,000,000.00)			
03/29/21	03/30/21	US TREASURY NOTES DTD 06/30/2020 0.125% 06/30/2022	912828ZX1	100,000,000.00	(100,046,875.00)	(30,732.04)	(100,077,607.04)			
03/29/21	03/30/21	US TREASURY NOTES DTD 06/30/2020 0.125% 06/30/2022	912828ZX1	100,000,000.00	(100,039,062.50)	(30,732.04)	(100,069,794.54)			
03/30/21	03/30/21	BNP PARIBAS NY BRANCH COMM PAPER DTD 07/14/2020 0.000% 03/31/2021	09659BOX1	124,000,000.00	(123,999,827.78)	0.00	(123,999,827.78)			
03/31/21	03/31/21	CALIFORNIA ASSET MANAGEMENT PROGRAM	CAMPMF025	60,000,000.00	(60,000,000.00)	0.00	(60,000,000.00)			
03/31/21	03/31/21	BNP PARIBAS NY BRANCH COMM PAPER DTD 07/14/2020 0.000% 04/01/2021	09659BR10	100,000,000.00	(99,999,916.67)	0.00	(99,999,916.67)			
03/31/21	04/01/21	EXXON MOBIL CORP COMM PAPER DTD 12/30/2020 0.000% 11/03/2021	30229AY37	50,000,000.00	(49,958,000.00)	0.00	(49,958,000.00)			
03/31/21	04/01/21	EXXON MOBIL CORP COMM PAPER DTD 12/30/2020 0.000% 10/07/2021	30229AX79	50,000,000.00	(49,965,875.00)	0.00	(49,965,875.00)			

Transaction Type Sub-Total **2,508,500,000.00 (2,512,104,348.48) (61,464.08) (2,512,165,812.56)**

INTEREST										
03/01/21	03/01/21	3M COMPANY BONDS (CALLED, OMD 03/01/22) DTD 02/22/2019 2.750% 03/25/2021	88579YBF7	5,000,000.00	0.00	68,750.00	68,750.00			
03/01/21	03/01/21	BANK OF MONTREAL CHICAGO FLOATING CD DTD 06/05/2020 0.281% 06/01/2021	06367BMN6	50,000,000.00	0.00	39,422.50	39,422.50			
03/01/21	03/25/21	FHMS K033 A2 DTD 10/01/2013 3.060% 07/01/2023	3137B4WB8	2,800,000.00	0.00	7,140.00	7,140.00			
03/01/21	03/25/21	FHMS K045 A2 DTD 05/01/2015 3.023% 01/01/2025	3137BHXJ1	25,000,000.00	0.00	62,979.18	62,979.18			
03/01/21	03/25/21	FHMS K729 A2 DTD 12/01/2017 3.136% 10/01/2024	3137FCM43	16,500,000.00	0.00	43,119.99	43,119.99			



Managed Account Security Transactions & Interest

For the Month Ending **March 31, 2021**

SAN BERNARDINO COUNTY - 76990800

Transaction Type		Security Description	CUSIP	Par	Principal Proceeds	Accrued Interest	Total	Realized G/L Cost	Realized G/L Amort Cost	Sale Method
Trade	Settle									
INTEREST										
03/01/21	03/25/21	FHMS KJ32 A1 DTD 11/01/2020 0.516% 06/01/2025	3137F72U8	2,587,873.83	0.00	1,112.79	1,112.79			
03/01/21	03/25/21	FRESB 2021-SB83 DTD 02/01/2021 0.670% 01/01/2026	30318NAA1	4,000,000.00	0.00	2,100.00	2,100.00			
03/01/21	03/25/21	FHMS KJ33 A1 DTD 02/01/2021 0.440% 12/01/2025	3137F9ZD6	12,000,000.00	0.00	4,400.00	4,400.00			
03/01/21	03/25/21	FRESB 2021-SB82 A5 DTD 01/01/2021 0.670% 11/01/2025	30318CAA5	4,998,439.54	0.00	2,790.80	2,790.80			
03/02/21	03/02/21	BANK OF MONTREAL CHI FLOATING CERT DEPOS DTD 08/28/2020 0.209% 08/02/2021	06367BSO3	50,000,000.00	0.00	8,147.20	8,147.20			
03/02/21	03/02/21	FREDDIE MAC (CALLABLE) NOTES DTD 09/02/2020 0.550% 09/02/2025	3134GWA22	19,900,000.00	0.00	54,725.00	54,725.00			
03/04/21	03/04/21	FEDERAL HOME LOAN BANK NOTES DTD 09/11/2020 0.375% 09/04/2025	3130AK5E2	14,000,000.00	0.00	25,229.16	25,229.16			
03/06/21	03/06/21	FANNIE MAE NOTES DTD 09/06/2019 1.375% 09/06/2022	3135G0W33	75,000,000.00	0.00	515,625.00	515,625.00			
03/08/21	03/08/21	FREDDIE MAC NOTES DTD 09/04/2020 0.250% 09/08/2023	3137EAEW5	32,000,000.00	0.00	40,888.90	40,888.90			
03/09/21	03/09/21	FEDERAL HOME LOAN BANKS NOTES DTD 08/13/2012 2.000% 09/09/2022	313380GJ0	10,000,000.00	0.00	100,000.00	100,000.00			
03/09/21	03/09/21	FFCB FLOATING NOTES DTD 06/09/2020 0.330% 06/09/2023	3133ELH72	45,000,000.00	0.00	42,750.00	42,750.00			
03/09/21	03/09/21	WELLS FARGO BANK NA CALLABLE BANK NOTE DTD 09/11/2019 2.082% 09/09/2022	94988J6A0	20,000,000.00	0.00	208,200.00	208,200.00			
03/10/21	03/10/21	FEDERAL HOME LOAN BANKS NOTES DTD 03/01/2018 2.750% 03/10/2023	3130ADRG9	10,000,000.00	0.00	137,500.00	137,500.00			
03/10/21	03/10/21	FHLB NOTES DTD 03/05/2012 2.375% 09/10/2021	313378JP7	20,000,000.00	0.00	237,500.00	237,500.00			
03/13/21	03/13/21	FEDERAL HOME LOAN BANK NOTES DTD 08/15/2014 2.875% 09/13/2024	3130A2UW4	50,000,000.00	0.00	718,750.00	718,750.00			
03/14/21	03/14/21	FEDERAL HOME LOAN BANKS NOTES DTD 02/17/2015 2.375% 03/14/2025	3130A4CH3	25,840,000.00	0.00	306,850.00	306,850.00			



Managed Account Security Transactions & Interest

For the Month Ending **March 31, 2021**

SAN BERNARDINO COUNTY - 76990800

Transaction Type		Security Description	CUSIP	Par	Principal Proceeds	Accrued Interest	Total	Realized G/L Cost	Realized G/L Amort Cost	Sale Method
Trade	Settle									
INTEREST										
03/15/21	03/15/21	CHAIT 2012-A7 A7 DTD 10/09/2012 2.160% 09/15/2024	161571FQ2	10,000,000.00	0.00	18,000.00	18,000.00			
03/15/21	03/15/21	TAOT 2019-D A3 DTD 11/13/2019 1.920% 01/16/2024	89233MAD5	4,500,000.00	0.00	7,200.00	7,200.00			
03/15/21	03/15/21	TAOT 2019-D A2 DTD 11/13/2019 1.920% 07/15/2022	89233MAB9	2,582,783.42	0.00	4,132.46	4,132.46			
03/15/21	03/15/21	HART 2019-B A2 DTD 11/06/2019 1.930% 07/15/2022	44891JAB4	616,954.84	0.00	992.27	992.27			
03/15/21	03/15/21	TAOT 2020-A A2 DTD 02/12/2020 1.670% 11/15/2022	89232HAB1	6,904,226.76	0.00	9,608.39	9,608.39			
03/15/21	03/15/21	TAOT 2019-C A3 DTD 08/14/2019 1.910% 09/15/2023	89238UAD2	5,000,000.00	0.00	7,958.34	7,958.34			
03/15/21	03/15/21	JOHN DEERE OWNER TRUST DTD 03/11/2020 1.100% 08/15/2024	47789KAC7	5,000,000.00	0.00	4,583.34	4,583.34			
03/15/21	03/15/21	MBART 2019-1 A3 DTD 09/25/2019 1.930% 03/15/2024	58769TAD7	7,000,000.00	0.00	11,316.67	11,316.67			
03/15/21	03/15/21	HAROT 2019-3 A2 DTD 08/27/2019 1.900% 04/15/2022	43815NAB0	1,041,760.60	0.00	1,649.45	1,649.45			
03/15/21	03/15/21	JOHN DEERE OWNER TRUST OTHER ABS DTD 03/11/2020 1.010% 01/15/2023	47789KAB9	2,755,623.90	0.00	2,319.32	2,319.32			
03/15/21	03/15/21	TAOT 2019-C A2A DTD 08/14/2019 2.000% 04/15/2022	89238UAB6	643,072.46	0.00	1,071.79	1,071.79			
03/15/21	03/15/21	BAACT 2018-A2 A2 DTD 05/17/2018 3.000% 09/15/2023	05522RCZ9	10,000,000.00	0.00	25,000.00	25,000.00			
03/15/21	03/15/21	CHAIT 2020-A1 A1 DTD 02/18/2020 1.530% 01/15/2025	161571HP2	8,000,000.00	0.00	10,200.00	10,200.00			
03/15/21	03/15/21	MBALT 2020-A A2 DTD 01/29/2020 1.820% 03/15/2022	58770FAB8	1,187,760.75	0.00	1,801.44	1,801.44			
03/15/21	03/15/21	TAOT 2020-A A3 DTD 02/12/2020 1.660% 05/15/2024	89232HAC9	15,000,000.00	0.00	20,750.00	20,750.00			
03/15/21	03/15/21	JDOT 2019-A A3 DTD 03/13/2019 2.910% 07/15/2023	47789JAD8	3,258,060.47	0.00	7,900.80	7,900.80			



Managed Account Security Transactions & Interest

For the Month Ending **March 31, 2021**

SAN BERNARDINO COUNTY - 76990800

Transaction Type		Security Description	CUSIP	Par	Principal Proceeds	Accrued Interest	Total	Realized G/L Cost	Realized G/L Amort Cost	Sale Method
Trade	Settle									
INTEREST										
03/15/21	03/15/21	MBART 2019-1 A2A DTD 09/25/2019 2.040% 06/15/2022	58769TAB1	1,302,221.92	0.00	2,213.78	2,213.78			
03/15/21	03/15/21	HART 2019-B A3 DTD 11/06/2019 1.940% 02/15/2024	44891JAC2	3,750,000.00	0.00	6,062.50	6,062.50			
03/15/21	03/15/21	MBALT 2019-B A3 DTD 11/20/2019 2.000% 10/17/2022	58769OAC5	2,500,000.00	0.00	4,166.67	4,166.67			
03/15/21	03/15/21	TAOT 2019-A A3 DTD 02/13/2019 2.910% 07/15/2023	89239AAD5	6,383,478.72	0.00	15,479.94	15,479.94			
03/15/21	03/15/21	TAOT 2019-B A2A DTD 05/08/2019 2.590% 02/15/2022	89239JAB0	252,530.08	0.00	545.04	545.04			
03/15/21	03/15/21	MBALT 2020-A A3 DTD 01/29/2020 1.840% 12/15/2022	58770FAC6	5,000,000.00	0.00	7,666.67	7,666.67			
03/15/21	03/15/21	TAOT 2019-B A3 DTD 05/08/2019 2.570% 08/15/2023	89239JAD6	5,000,000.00	0.00	10,708.33	10,708.33			
03/15/21	03/15/21	HAROT 2019-3 A3 DTD 08/27/2019 1.780% 08/15/2023	43815NAC8	4,750,000.00	0.00	7,045.83	7,045.83			
03/15/21	03/15/21	MBALT 2019-B A2 DTD 11/20/2019 2.010% 12/15/2021	58769QAB7	507,597.54	0.00	850.23	850.23			
03/15/21	03/15/21	JDOT 2019-B A3 DTD 07/24/2019 2.210% 12/15/2023	477870AC3	2,500,000.00	0.00	4,604.17	4,604.17			
03/16/21	03/16/21	JOHN DEERE OWNER TRUST DTD 07/24/2019 2.280% 05/16/2022	477870AB5	68,306.26	0.00	129.78	129.78			
03/17/21	03/17/21	INTL BANK OF RECON AND DEV SN (FLOATER) DTD 06/16/2020 0.400% 06/17/2024	45906M2B6	0.00	0.00	11,200.00	11,200.00			
03/18/21	03/18/21	HAROT 2019-1 A3 DTD 02/27/2019 2.830% 03/20/2023	43814WAC9	3,215,818.20	0.00	7,583.97	7,583.97			
03/18/21	03/18/21	HAROT 2019-4 A2 DTD 11/26/2019 1.860% 06/20/2022	43813VAB4	3,338,593.68	0.00	5,174.82	5,174.82			
03/18/21	03/18/21	HAROT 2019-4 A3 DTD 11/26/2019 1.830% 01/18/2024	43813VAC2	9,000,000.00	0.00	13,725.00	13,725.00			
03/21/21	03/21/21	HAROT 2020-1 A3 DTD 02/26/2020 1.610% 04/22/2024	43813RAC1	10,000,000.00	0.00	13,416.67	13,416.67			



Managed Account Security Transactions & Interest

For the Month Ending **March 31, 2021**

SAN BERNARDINO COUNTY - 76990800

Transaction Type		Security Description	CUSIP	Par	Principal Proceeds	Accrued Interest	Total	Realized G/L Cost	Realized G/L Amort Cost	Sale Method
Trade	Settle									
INTEREST										
03/21/21	03/21/21	HAROT 2019-2 A3 DTD 05/29/2019 2.520% 06/21/2023	43815MAC0	8,236,287.07	0.00	17,296.20	17,296.20			
03/21/21	03/21/21	HAROT 2020-1 A2 DTD 02/26/2020 1.630% 10/21/2022	43813RAB3	5,201,557.83	0.00	7,065.45	7,065.45			
03/23/21	03/23/21	FREDDIE MAC NOTES DTD 09/25/2020 0.375% 09/23/2025	3137EAEX3	20,000,000.00	0.00	37,083.34	37,083.34			
03/26/21	03/26/21	INTER-AMERICAN DEVELOPMENT BANK NOTE DTD 09/26/2018 3.000% 09/26/2022	4581X0DD7	25,000,000.00	0.00	375,000.00	375,000.00			
03/31/21	03/31/21	STONECASTLE FICA	FICAMF003	0.00	0.00	1,061.65	1,061.65			
03/31/21	03/31/21	FEDERATED GOVT OBLIGATIONS FUND	608919718	0.00	0.00	24.93	24.93			
03/31/21	03/31/21	BANK OF THE WEST MONEY MARKET FUND	BKOFWEST7	0.00	0.00	12,041.10	12,041.10			
03/31/21	03/31/21	US TREASURY NOTES DTD 09/30/2016 1.125% 09/30/2021	912828T34	25,000,000.00	0.00	140,625.00	140,625.00			
03/31/21	03/31/21	FIDELITY GOV'T MM FUND 2642	31607A703	0.00	0.00	8.49	8.49			
03/31/21	03/31/21	CALIFORNIA ASSET MANAGEMENT PROGRAM	CAMPMF025	0.00	0.00	15,060.43	15,060.43			
Transaction Type Sub-Total				719,122,947.87	0.00	3,478,304.78	3,478,304.78			

MATURITY										
03/01/21	03/01/21	CREDIT AGRICOLE CIB NY COMM PAPER DTD 12/21/2020 0.000% 03/01/2021	22533TQ17	129,000,000.00	129,000,000.00	0.00	129,000,000.00	645.00	0.00	
03/01/21	03/01/21	TORONTO DOMINION BANK NY CERT DEPOS DTD 03/02/2020 1.000% 03/01/2021	89114NH81	50,000,000.00	50,000,000.00	505,555.55	50,505,555.55	0.00	0.00	
03/01/21	03/01/21	EXXON MOBIL CORPORATE (CALLABLE) NOTES DTD 03/03/2016 2.222% 03/01/2021	30231GAV4	5,000,000.00	5,000,000.00	55,550.00	5,055,550.00	112,650.00	0.00	
03/01/21	03/01/21	BNP PARIBAS NY BRANCH COMM PAPER DTD 10/20/2020 0.000% 03/01/2021	09659BO11	30,000,000.00	30,000,000.00	0.00	30,000,000.00	20,833.20	0.00	



Managed Account Security Transactions & Interest

For the Month Ending **March 31, 2021**

SAN BERNARDINO COUNTY - 76990800

Transaction Type		Security Description	CUSIP	Par	Principal Proceeds	Accrued Interest	Total	Realized G/L Cost	Realized G/L Amort Cost	Sale Method
Trade	Settle									
MATURITY										
03/01/21	03/01/21	EXXON MOBIL CORPORATE (CALLABLE) NOTES DTD 03/03/2016 2.222% 03/01/2021	30231GAV4	9,240,000.00	9,240,000.00	102,656.40	9,342,656.40	(15,153.60)	0.00	
03/01/21	03/01/21	ROYAL BANK OF CANADA NY CERT DEPOS DTD 03/02/2020 0.980% 03/01/2021	78012UTC9	50,000,000.00	50,000,000.00	495,444.45	50,495,444.45	0.00	0.00	
03/02/21	03/02/21	CREDIT AGRICOLE CIB NY COMM PAPER DTD 12/21/2020 0.000% 03/02/2021	22533TQ25	99,000,000.00	99,000,000.00	0.00	99,000,000.00	165.00	0.00	
03/02/21	03/02/21	BNP PARIBAS NY BRANCH COMM PAPER DTD 10/27/2020 0.000% 03/02/2021	09659BO29	25,000,000.00	25,000,000.00	0.00	25,000,000.00	17,500.00	0.00	
03/03/21	03/03/21	CREDIT AGRICOLE CIB NY COMM PAPER DTD 12/21/2020 0.000% 03/03/2021	22533TQ33	18,000,000.00	18,000,000.00	0.00	18,000,000.00	30.00	0.00	
03/04/21	03/04/21	CREDIT AGRICOLE CIB NY COMM PAPER DTD 12/21/2020 0.000% 03/04/2021	22533TO41	18,000,000.00	18,000,000.00	0.00	18,000,000.00	35.00	0.00	
03/05/21	03/05/21	COOPERATIEVE RABOBANK UA COMM PAPER DTD 07/06/2020 0.000% 03/05/2021	21687AO55	50,000,000.00	50,000,000.00	0.00	50,000,000.00	35,625.00	0.00	
03/09/21	03/09/21	CREDIT AGRICOLE CIB NY COMM PAPER DTD 12/21/2020 0.000% 03/09/2021	22533TQ90	13,000,000.00	13,000,000.00	0.00	13,000,000.00	25.28	0.00	
03/10/21	03/10/21	BNP PARIBAS NY BRANCH COMM PAPER DTD 09/10/2020 0.000% 03/10/2021	09659BOA1	50,000,000.00	50,000,000.00	0.00	50,000,000.00	52,791.67	0.00	
03/11/21	03/11/21	BNP PARIBAS NY BRANCH COMM PAPER DTD 10/27/2020 0.000% 03/11/2021	09659BQB9	25,000,000.00	25,000,000.00	0.00	25,000,000.00	18,750.00	0.00	
03/12/21	03/12/21	FFCB (CALLED, OMD 03/12/24) NOTES DTD 03/12/2020 1.050% 03/12/2021	3133ELSL9	50,000,000.00	50,000,000.00	262,500.00	50,262,500.00	0.00	0.00	
03/12/21	03/12/21	FFCB (CALLED, OMD 03/12/24) NOTES DTD 03/12/2020 1.050% 03/12/2021	3133ELSL9	30,995,000.00	30,995,000.00	162,723.75	31,157,723.75	0.00	0.00	
03/18/21	03/18/21	TOYOTA MOTOR CREDIT CORP (CALLED, OMD 02) DTD 03/18/2019 2.850% 03/18/2021	89236TFU4	10,000,000.00	10,000,000.00	142,500.00	10,142,500.00	0.00	0.00	



Managed Account Security Transactions & Interest

For the Month Ending **March 31, 2021**

SAN BERNARDINO COUNTY - 76990800

Transaction Type		Security Description	CUSIP	Par	Principal Proceeds	Accrued Interest	Total	Realized G/L Cost	Realized G/L Amort Cost	Sale Method
Trade	Settle									
MATURITY										
03/19/21	03/19/21	COOPERATIEVE RABOBANK UA COMM PAPER DTD 08/26/2020 0.000% 03/19/2021	21687AQK2	12,500,000.00	12,500,000.00	0.00	12,500,000.00	24.31	0.00	
03/22/21	03/22/21	COOPERATIEVE RABOBANK UA COMM PAPER DTD 08/26/2020 0.000% 03/22/2021	21687AON6	54,000,000.00	54,000,000.00	0.00	54,000,000.00	315.00	0.00	
03/23/21	03/23/21	COOPERATIEVE RABOBANK UA COMM PAPER DTD 08/26/2020 0.000% 03/23/2021	21687AQP1	46,000,000.00	46,000,000.00	0.00	46,000,000.00	89.44	0.00	
03/24/21	03/24/21	NORDEA BANK ABP NEW YORK CERT DEPOS DTD 11/03/2020 0.170% 03/24/2021	65558TS55	50,000,000.00	50,000,000.00	33,291.65	50,033,291.65	0.00	0.00	
03/25/21	03/25/21	3M COMPANY BONDS (CALLED, OMD 03/01/22) DTD 02/22/2019 2.750% 03/25/2021	88579YBF7	5,000,000.00	5,111,800.00	9,166.50	5,120,966.50	114,150.00	111,800.00	
03/26/21	03/26/21	CREDIT AGRICOLE CIB NY COMM PAPER DTD 06/29/2020 0.000% 03/26/2021	22533TQS8	137,000,000.00	137,000,000.00	0.00	137,000,000.00	228.33	0.00	
03/26/21	03/26/21	US BANK NA CINCINNATI (CALLED, OMD 04/26) DTD 04/26/2018 3.150% 03/26/2021	90331HNP4	15,000,000.00	15,000,000.00	196,875.00	15,196,875.00	900.00	0.00	
03/29/21	03/29/21	BNP PARIBAS NY BRANCH COMM PAPER DTD 07/14/2020 0.000% 03/29/2021	09659BQV5	117,000,000.00	117,000,000.00	0.00	117,000,000.00	585.00	0.00	
03/29/21	03/29/21	CREDIT AGRICOLE CIB NY COMM PAPER DTD 07/02/2020 0.000% 03/29/2021	22533TOV1	175,000,000.00	175,000,000.00	0.00	175,000,000.00	875.00	0.00	
03/30/21	03/30/21	BNP PARIBAS NY BRANCH COMM PAPER DTD 07/14/2020 0.000% 03/30/2021	09659BQW3	110,000,000.00	110,000,000.00	0.00	110,000,000.00	183.33	0.00	
03/30/21	03/30/21	CREDIT AGRICOLE CIB NY COMM PAPER DTD 12/21/2020 0.000% 03/30/2021	22533TOW9	175,000,000.00	175,000,000.00	0.00	175,000,000.00	291.67	0.00	
03/31/21	03/31/21	BNP PARIBAS NY BRANCH COMM PAPER DTD 07/14/2020 0.000% 03/31/2021	09659BQX1	124,000,000.00	124,000,000.00	0.00	124,000,000.00	172.22	0.00	



Managed Account Security Transactions & Interest

For the Month Ending **March 31, 2021**

SAN BERNARDINO COUNTY - 76990800

Transaction Type		Security Description	CUSIP	Par	Principal Proceeds	Accrued Interest	Total	Realized G/L Cost	Realized G/L Amort Cost	Sale Method
Trade	Settle									
MATURITY										
03/31/21	03/31/21	NATIXIS NY BRANCH COMM PAPER DTD 12/08/2020 0.000% 03/31/2021	63873JQX1	50,000,000.00	50,000,000.00	0.00	50,000,000.00	32,666.67	0.00	
Transaction Type Sub-Total				1,732,735,000.00	1,732,846,800.00	1,966,263.30	1,734,813,063.30	394,377.52	111,800.00	
PAYDOWNS										
03/01/21	03/01/21	JOHN DEERE OWNER TRUST DTD 07/24/2019 2.280% 05/16/2022	477870AB5	68,306.25	68,306.25	0.00	68,306.25	0.26	0.00	
03/01/21	03/25/21	FRESB 2021-SB83 DTD 02/01/2021 0.670% 01/01/2026	30318NAA1	4,400.12	4,400.12	0.00	4,400.12	(20.66)	0.00	
03/01/21	03/25/21	FRESB 2021-SB82 A5 DTD 01/01/2021 0.670% 11/01/2025	30318CAA5	567.42	567.42	0.00	567.42	(2.78)	0.00	
03/01/21	03/25/21	FHMS KJ33 A1 DTD 02/01/2021 0.440% 12/01/2025	3137F9ZD6	30,027.60	30,027.60	0.00	30,027.60	0.96	0.00	
03/01/21	03/25/21	FRESB 2021-SB82 A5 DTD 01/01/2021 0.670% 11/01/2025	30318CAA5	1,323.98	1,323.98	0.00	1,323.98	(6.49)	0.00	
03/01/21	03/25/21	FHMS KJ32 A1 DTD 11/01/2020 0.516% 06/01/2025	3137F72U8	11,655.03	11,655.03	0.00	11,655.03	0.05	0.00	
03/15/21	03/15/21	TAOT 2019-D A2 DTD 11/13/2019 1.920% 07/15/2022	89233MAB9	454,635.51	454,635.51	0.00	454,635.51	33.60	0.00	
03/15/21	03/15/21	HAROT 2019-3 A2 DTD 08/27/2019 1.900% 04/15/2022	43815NAB0	304,874.19	304,874.19	0.00	304,874.19	21.34	0.00	
03/15/21	03/15/21	JDOT 2019-A A3 DTD 03/13/2019 2.910% 07/15/2023	47789JAD8	231,922.08	231,922.08	0.00	231,922.08	28.50	0.00	
03/15/21	03/15/21	HART 2019-B A2 DTD 11/06/2019 1.930% 07/15/2022	44891JAB4	174,300.88	174,300.88	0.00	174,300.88	10.79	0.00	
03/15/21	03/15/21	TAOT 2019-A A3 DTD 02/13/2019 2.910% 07/15/2023	89239AAD5	420,234.19	420,234.19	0.00	420,234.19	76.57	0.00	
03/15/21	03/15/21	TAOT 2019-C A2A DTD 08/14/2019 2.000% 04/15/2022	89238UAB6	267,425.22	267,425.22	0.00	267,425.22	12.43	0.00	
03/15/21	03/15/21	MBALT 2020-A A2 DTD 01/29/2020 1.820% 03/15/2022	58770FAB8	233,717.55	233,717.55	0.00	233,717.55	9.60	0.00	
03/15/21	03/15/21	TAOT 2019-B A3 DTD 05/08/2019 2.570% 08/15/2023	89239JAD6	195,379.11	195,379.11	0.00	195,379.11	31.16	0.00	



Managed Account Security Transactions & Interest

For the Month Ending **March 31, 2021**

SAN BERNARDINO COUNTY - 76990800

Transaction Type		Security Description	CUSIP	Par	Principal Proceeds	Accrued Interest	Total	Realized G/L Cost	Realized G/L Amort Cost	Sale Method
Trade	Settle									
PAYDOWNS										
03/15/21	03/15/21	TAOT 2019-B A2A DTD 05/08/2019 2.590% 02/15/2022	89239JAB0	252,530.08	252,530.08	0.00	252,530.08	2.73	0.00	
03/15/21	03/15/21	MBART 2019-1 A2A DTD 09/25/2019 2.040% 06/15/2022	58769TAB1	412,334.59	412,334.59	0.00	412,334.59	39.42	0.00	
03/15/21	03/15/21	TAOT 2020-A A2 DTD 02/12/2020 1.670% 11/15/2022	89232HAB1	848,262.23	848,262.23	0.00	848,262.23	10.43	0.00	
03/15/21	03/15/21	JDOT 2019-B A3 DTD 07/24/2019 2.210% 12/15/2023	477870AC3	162,923.93	162,923.93	0.00	162,923.93	34.59	0.00	
03/15/21	03/15/21	JOHN DEERE OWNER TRUST OTHER ABS DTD 03/11/2020 1.010% 01/15/2023	47789KAB9	313,163.55	313,163.55	0.00	313,163.55	22.14	0.00	
03/15/21	03/15/21	MBALT 2019-B A2 DTD 11/20/2019 2.010% 12/15/2021	58769QAB7	228,142.56	228,142.56	0.00	228,142.56	12.00	0.00	
03/18/21	03/18/21	HAROT 2019-1 A3 DTD 02/27/2019 2.830% 03/20/2023	43814WAC9	259,403.48	259,403.48	0.00	259,403.48	6.95	0.00	
03/18/21	03/18/21	HAROT 2019-4 A2 DTD 11/26/2019 1.860% 06/20/2022	43813VAB4	631,106.96	631,106.96	0.00	631,106.96	39.00	0.00	
03/21/21	03/21/21	HAROT 2020-1 A2 DTD 02/26/2020 1.630% 10/21/2022	43813RAB3	652,099.60	652,099.60	0.00	652,099.60	66.06	0.00	
03/21/21	03/21/21	HAROT 2019-2 A3 DTD 05/29/2019 2.520% 06/21/2023	43815MAC0	558,775.89	558,775.89	0.00	558,775.89	20.84	0.00	
Transaction Type Sub-Total				6,717,512.00	6,717,512.00	0.00	6,717,512.00	449.49	0.00	
SELL										
03/15/21	03/15/21	CALIFORNIA ASSET MANAGEMENT PROGRAM	CAMPMF025	200,000,000.00	200,000,000.00	0.00	200,000,000.00	0.00	0.00	FIFO
03/15/21	03/15/21	CALIFORNIA ASSET MANAGEMENT PROGRAM	CAMPMF025	36,000,000.00	36,000,000.00	0.00	36,000,000.00	0.00	0.00	FIFO
03/15/21	03/15/21	CALIFORNIA ASSET MANAGEMENT PROGRAM	CAMPMF025	29,000,000.00	29,000,000.00	0.00	29,000,000.00	0.00	0.00	FIFO
03/16/21	03/16/21	BANK OF THE WEST MONEY MARKET FUND	BKOFWEST7	50,000,000.00	50,000,000.00	0.00	50,000,000.00	0.00	0.00	FIFO
03/16/21	03/16/21	CALIFORNIA ASSET MANAGEMENT PROGRAM	CAMPMF025	18,000,000.00	18,000,000.00	0.00	18,000,000.00	0.00	0.00	FIFO



Managed Account Security Transactions & Interest

For the Month Ending **March 31, 2021**

SAN BERNARDINO COUNTY - 76990800

Transaction Type		Security Description	CUSIP	Par	Principal Proceeds	Accrued Interest	Total	Realized G/L Cost	Realized G/L Amort Cost	Sale Method
Trade	Settle									
SELL										
03/16/21	03/16/21	CALIFORNIA ASSET MANAGEMENT PROGRAM	CAMPMF025	15,000,000.00	15,000,000.00	0.00	15,000,000.00	0.00	0.00	FIFO
03/16/21	03/16/21	CALIFORNIA ASSET MANAGEMENT PROGRAM	CAMPMF025	17,000,000.00	17,000,000.00	0.00	17,000,000.00	0.00	0.00	FIFO
03/17/21	03/17/21	BANK OF THE WEST MONEY MARKET FUND	BKOFWEST7	67,000,000.00	67,000,000.00	0.00	67,000,000.00	0.00	0.00	FIFO
Transaction Type Sub-Total				432,000,000.00	432,000,000.00	0.00	432,000,000.00	0.00	0.00	
Managed Account Sub-Total					(340,540,036.48)	5,383,104.00	(335,156,932.48)	394,827.01	111,800.00	
Total Security Transactions					(340,540,036.48)	5,383,104.00	(335,156,932.48)	394,827.01	111,800.00	

Bolded items are forward settling trades.